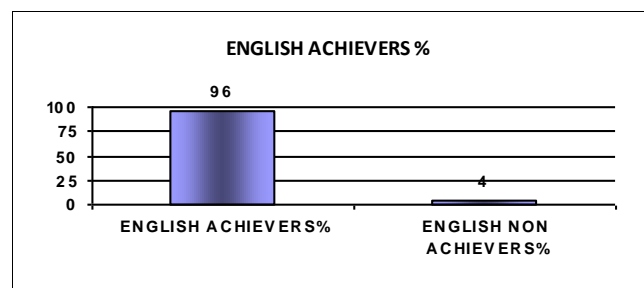
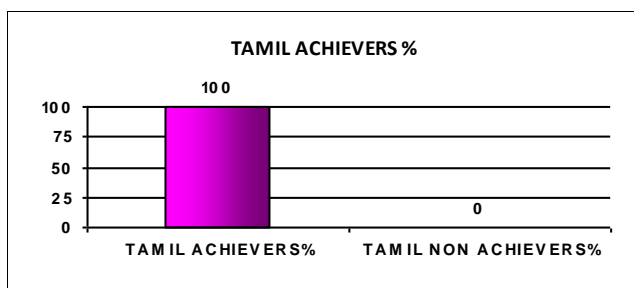


Note: Grades A,B and C are Achievers. The Values given in the brackets denote the difference between the number of Pre and Post Test Achievers. (For Example: '+2' denotes an increment of 2 students in the Post Test)

COMPETENCYWISE PERFORMANCE - ACHIEVERS (ACH) NON ACHIEVERS (NACH)										
LANGUAGE	1 Std		2 Std		3 Std		4 Std		5 Std	
	ACH	NACH	ACH	NACH	ACH	NACH	ACH	NACH	ACH	NACH
Competency 1	4 (+1)	0	6 (+1)	0	3 (-1)	0	4 (+1)	0	6 (0)	0
Competency 2	4 (0)	0	6 (+5)	0	1 (-2)	2	4 (+2)	0	4 (-1)	2
Competency 3	4 (0)	0	6 (0)	0	3 (-1)	0	2 (0)	2	5 (0)	1
Competency 4	4 (0)	0	6 (+2)	0	1 (-1)	2	4 (+3)	0	6 (+2)	0
Competency 5	4 (0)	0	6 (+2)	0	2 (-2)	1	4 (+2)	0	5 (-1)	1
Competency 6	4 (+1)	0	6 (+5)	0	3 (-1)	0	3 (-1)	1	6 (0)	0
Competency 7	4 (+1)	0	6 (+1)	0	3 (-1)	0	4 (0)	0	5 (+1)	1
Competency 8	4 (+1)	0	6 (+2)	0	2 (-2)	1	4 (+1)	0	6 (+2)	0
Competency 9			6 (0)	0	2 (-2)	1	4 (+3)	0	6 (+4)	0
Competency 10			6 (0)	0	3 (-1)	0	4 (+1)	0	6 (0)	0
Competency 11					3 (-1)	0	3 (+2)	1	6 (+1)	0
Competency 12							4 (0)	0		
Competency 13							4 (0)	0		

COMPETENCYWISE PERFORMANCE - ACHIEVERS (ACH) NON ACHIEVERS (NACH)										
ENGLISH	1 Std		2 Std		3 Std		4 Std		5 Std	
	ACH	NACH	ACH	NACH	ACH	NACH	ACH	NACH	ACH	NACH
Competency 1	3 (0)	1	6 (+1)	0	3 (-1)	0	4 (0)	0	6 (0)	0
Competency 2	3 (-1)	1	6 (0)	0	2 (-2)	1	3 (-1)	1	6 (+1)	0
Competency 3	0 (-2)	4	6 (+1)	0	1 (-3)	2	4 (+1)	0	6 (+1)	0
Competency 4	4 (0)	0	6 (0)	0	2 (-2)	1	4 (0)	0	6 (+1)	0
Competency 5			6 (0)	0	3 (-1)	0	4 (0)	0	6 (0)	0
Competency 6					3 (-1)	0	3 (+2)	1	6 (0)	0
Competency 7					1 (-2)	2				

OVERALL ACHIEVERS AND NON-ACHIEVERS OF COMPETENCIES (% OF STUDENTS)

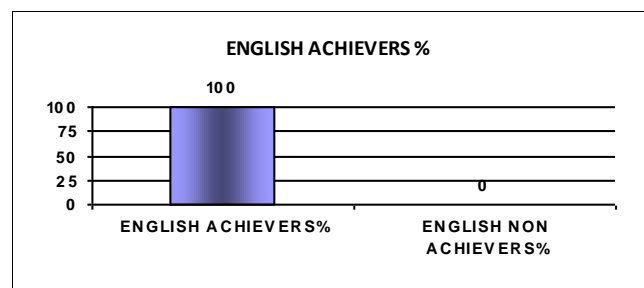
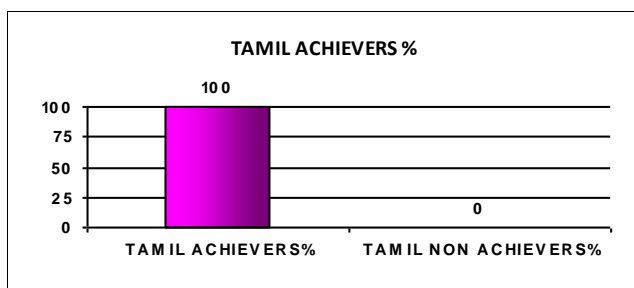


Note: Grades A,B and C are Achievers. The Values given in the brackets denote the difference between the number of Pre and Post Test Achievers. (For Example: '+2' denotes an increment of 2 students in the Post Test)

COMPETENCYWISE PERFORMANCE - ACHIEVERS (ACH) NON ACHIEVERS (NACH)										
LANGUAGE	1 Std		2 Std		3 Std		4 Std		5 Std	
	ACH	NACH	ACH	NACH	ACH	NACH	ACH	NACH	ACH	NACH
Competency 1	1 (0)	0	3 (0)	0	2 (0)	0	4 (0)	0	0 (0)	0
Competency 2	1 (0)	0	2 (+1)	1	2 (+2)	0	4 (0)	0	0 (0)	0
Competency 3	1 (0)	0	3 (0)	0	2 (0)	0	3 (0)	1	0 (0)	0
Competency 4	1 (0)	0	3 (0)	0	2 (+2)	0	4 (+1)	0	0 (0)	0
Competency 5	1 (0)	0	3 (0)	0	2 (0)	0	4 (0)	0	0 (0)	0
Competency 6	1 (0)	0	3 (+2)	0	2 (0)	0	3 (-1)	1	0 (0)	0
Competency 7	1 (+1)	0	3 (0)	0	2 (0)	0	4 (+1)	0	0 (0)	0
Competency 8	1 (0)	0	3 (0)	0	2 (0)	0	4 (+3)	0	0 (0)	0
Competency 9			3 (0)	0	2 (+2)	0	2 (+1)	2	0 (0)	0
Competency 10			3 (0)	0	2 (0)	0	4 (0)	0	0 (0)	0
Competency 11					2 (0)	0	3 (0)	1	0 (0)	0
Competency 12							4 (+1)	0		
Competency 13							4 (0)	0		

COMPETENCYWISE PERFORMANCE - ACHIEVERS (ACH) NON ACHIEVERS (NACH)										
ENGLISH	1 Std		2 Std		3 Std		4 Std		5 Std	
	ACH	NACH	ACH	NACH	ACH	NACH	ACH	NACH	ACH	NACH
Competency 1	1 (+1)	0	3 (0)	0	2 (0)	0	4 (0)	0	0 (0)	0
Competency 2	1 (0)	0	3 (0)	0	2 (+1)	0	4 (+3)	0	0 (0)	0
Competency 3	0 (0)	1	3 (0)	0	2 (0)	0	4 (+1)	0	0 (0)	0
Competency 4	1 (0)	0	3 (0)	0	2 (+2)	0	4 (0)	0	0 (0)	0
Competency 5			3 (0)	0	2 (0)	0	4 (0)	0	0 (0)	0
Competency 6					2 (0)	0	2 (+1)	2	0 (0)	0
Competency 7					2 (0)	0				


OVERALL ACHIEVERS AND NON-ACHIEVERS OF COMPETENCIES (% OF STUDENTS)



Note: Grades A,B and C are Achievers. The Values given in the brackets denote the difference between the number of Pre and Post Test Achievers. (For Example: '+2' denotes an increment of 2 students in the Post Test)

COMPETENCYWISE PERFORMANCE - ACHIEVERS (ACH) NON ACHIEVERS (NACH)										
LANGUAGE	1 Std		2 Std		3 Std		4 Std		5 Std	
	ACH	NACH	ACH	NACH	ACH	NACH	ACH	NACH	ACH	NACH
Competency 1	3 (0)	0	4 (0)	0	5 (0)	0	0 (0)	0	0 (0)	0
Competency 2	3 (-1)	0	4 (+3)	0	5 (0)	0	0 (0)	0	0 (0)	0
Competency 3	3 (-1)	0	4 (-1)	0	5 (0)	0	0 (0)	0	0 (0)	0
Competency 4	3 (-1)	0	4 (0)	0	5 (0)	0	0 (0)	0	0 (0)	0
Competency 5	3 (-1)	0	4 (0)	0	5 (+1)	0	0 (0)	0	0 (0)	0
Competency 6	3 (-1)	0	4 (+2)	0	5 (0)	0	0 (0)	0	0 (0)	0
Competency 7	3 (0)	0	4 (-1)	0	5 (0)	0	0 (0)	0	0 (0)	0
Competency 8	3 (-1)	0	4 (0)	0	5 (0)	0	0 (0)	0	0 (0)	0
Competency 9			4 (0)	0	5 (0)	0	0 (0)	0	0 (0)	0
Competency 10			4 (-3)	0	5 (+1)	0	0 (0)	0	0 (0)	0
Competency 11					5 (+3)	0	0 (0)	0	0 (0)	0
Competency 12							0 (0)	0		
Competency 13							0 (0)	0		

COMPETENCYWISE PERFORMANCE - ACHIEVERS (ACH) NON ACHIEVERS (NACH)										
ENGLISH	1 Std		2 Std		3 Std		4 Std		5 Std	
	ACH	NACH	ACH	NACH	ACH	NACH	ACH	NACH	ACH	NACH
Competency 1	3 (-1)	0	4 (0)	0	5 (0)	0	0 (0)	0	0 (0)	0
Competency 2	3 (-1)	0	4 (-2)	0	5 (0)	0	0 (0)	0	0 (0)	0
Competency 3	3 (+2)	0	4 (+2)	0	5 (0)	0	0 (0)	0	0 (0)	0
Competency 4	3 (+1)	0	4 (-1)	0	5 (+2)	0	0 (0)	0	0 (0)	0
Competency 5			4 (+1)	0	5 (+2)	0	0 (0)	0	0 (0)	0
Competency 6					5 (+1)	0	0 (0)	0	0 (0)	0
Competency 7					5 (+2)	0				


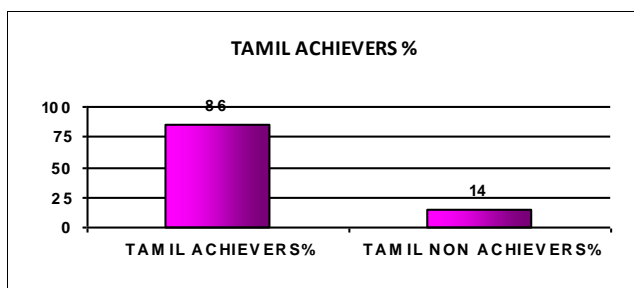


Note: Grades A,B and C are Achievers. The Values given in the brackets denote the difference between the number of Pre and Post Test Achievers. (For Example: '+2' denotes an increment of 2 students in the Post Test)

COMPETENCYWISE PERFORMANCE - ACHIEVERS (ACH) NON ACHIEVERS (NACH)										
LANGUAGE	1 Std		2 Std		3 Std		4 Std		5 Std	
	ACH	NACH	ACH	NACH	ACH	NACH	ACH	NACH	ACH	NACH
Competency 1	14 (+2)	3	16 (+4)	2	12 (0)	2	15 (-1)	2	20 (+3)	4
Competency 2	14 (+1)	3	12 (+8)	6	10 (+3)	4	15 (0)	2	19 (+4)	5
Competency 3	10 (-1)	7	17 (+3)	1	12 (+6)	2	14 (0)	3	19 (+6)	5
Competency 4	12 (0)	5	17(+11)	1	11 (+9)	3	15 (+4)	2	19 (+4)	5
Competency 5	13 (0)	4	15 (+5)	3	10 (+5)	4	15 (+4)	2	17 (+3)	7
Competency 6	12 (+1)	5	11 (+8)	7	12 (+4)	2	15 (+5)	2	17 (-1)	7
Competency 7	10 (-2)	7	18 (+7)	0	11 (+1)	3	15 (+5)	2	14 (+7)	10
Competency 8	16 (+2)	1	17 (+4)	1	11 (+5)	3	15 (+5)	2	18 (+8)	6
Competency 9			12 (+2)	6	10 (+4)	4	14 (+11)	3	8 (+2)	16
Competency 10			18 (+1)	0	11 (+5)	3	16 (+10)	1	17 (+9)	7
Competency 11					14 (+8)	0	15 (+4)	2	9 (-1)	15
Competency 12							16 (+3)	1		
Competency 13							16 (+1)	1		

COMPETENCYWISE PERFORMANCE - ACHIEVERS (ACH) NON ACHIEVERS (NACH)										
ENGLISH	1 Std		2 Std		3 Std		4 Std		5 Std	
	ACH	NACH	ACH	NACH	ACH	NACH	ACH	NACH	ACH	NACH
Competency 1	14(+3)	3	16 (0)	2	14 (+2)	0	15 (-2)	2	23 (+2)	1
Competency 2	15(+1)	2	18 (+2)	0	6 (+1)	8	15 (+4)	2	18 (+6)	6
Competency 3	10(+2)	7	13 (+6)	5	6 (+5)	8	15 (+1)	2	18 (+2)	6
Competency 4	16(+4)	1	18 (+2)	0	6 (+5)	8	16 (0)	1	16 (+4)	8
Competency 5			18 (+2)	0	12 (+2)	2	16 (+4)	1	17 (+8)	7
Competency 6					14 (+7)	0	14 (+4)	3	22 (-2)	2
Competency 7					8 (+6)	6				

OVERALL ACHIEVERS AND NON-ACHIEVERS OF COMPETENCIES (% OF STUDENTS)


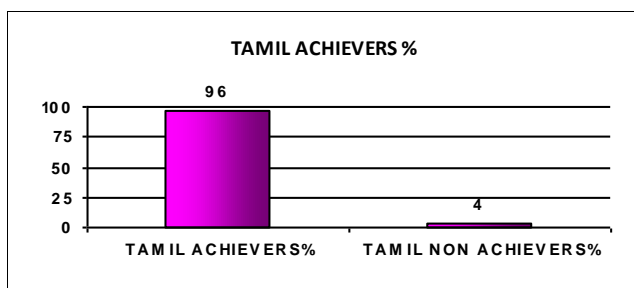


Note: Grades A,B and C are Achievers. The Values given in the brackets denote the difference between the number of Pre and Post Test Achievers. (For Example: '+2' denotes an increment of 2 students in the Post Test)

COMPETENCYWISE PERFORMANCE - ACHIEVERS (ACH) NON ACHIEVERS (NACH)										
LANGUAGE	1 Std		2 Std		3 Std		4 Std		5 Std	
	ACH	NACH	ACH	NACH	ACH	NACH	ACH	NACH	ACH	NACH
Competency 1	13 (+8)	0	15 (+2)	0	5 (0)	0	9 (+4)	1	9 (+1)	3
Competency 2	13 (+1)	0	8 (+6)	7	5 (+2)	0	7 (+3)	3	9 (+1)	3
Competency 3	9 (+5)	4	15 (0)	0	5 (+1)	0	7 (+4)	3	9 (+2)	3
Competency 4	13 (+2)	0	14 (+5)	1	5 (+4)	0	10 (+7)	0	10 (+3)	2
Competency 5	13 (+2)	0	13 (-2)	2	5 (+2)	0	10 (+6)	0	10 (+1)	2
Competency 6	12 (+5)	1	9 (+8)	6	5 (+1)	0	9 (+1)	1	12 (+4)	0
Competency 7	11 (+9)	2	15 (+3)	0	5 (0)	0	9 (+5)	1	3 (-2)	9
Competency 8	13 (+2)	0	15 (+2)	0	5 (+1)	0	9 (+8)	1	8 (+3)	4
Competency 9			8 (+2)	7	5 (0)	0	4 (+3)	6	3 (-2)	9
Competency 10			15 (-1)	0	5 (+1)	0	10 (+5)	0	12 (+4)	0
Competency 11					5 (+2)	0	8 (+4)	2	10 (+1)	2
Competency 12							10 (+2)	0		
Competency 13							10 (+7)	0		

COMPETENCYWISE PERFORMANCE - ACHIEVERS (ACH) NON ACHIEVERS (NACH)										
ENGLISH	1 Std		2 Std		3 Std		4 Std		5 Std	
	ACH	NACH	ACH	NACH	ACH	NACH	ACH	NACH	ACH	NACH
Competency 1	10(+7)	3	15 (+4)	0	5 (0)	0	10 (+1)	0	10 (+1)	2
Competency 2	13(+3)	0	15 (0)	0	4 (-1)	1	9 (+8)	1	5 (0)	7
Competency 3	10(+9)	3	11(+10)	4	3 (-2)	2	10 (+7)	0	5 (-4)	7
Competency 4	10(+1)	3	14 (+1)	1	4 (-1)	1	9 (+6)	1	7 (0)	5
Competency 5			14 (+4)	1	5 (0)	0	10 (+1)	0	12 (+3)	0
Competency 6					5 (0)	0	6 (+4)	4	10 (+2)	2
Competency 7					5 (+1)	0				

OVERALL ACHIEVERS AND NON-ACHIEVERS OF COMPETENCIES (% OF STUDENTS)


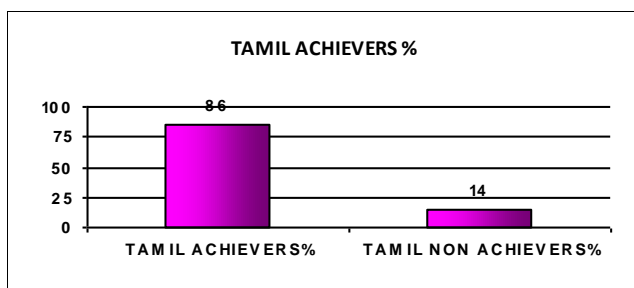


Note: Grades A,B and C are Achievers. The Values given in the brackets denote the difference between the number of Pre and Post Test Achievers. (For Example: '+2' denotes an increment of 2 students in the Post Test)

COMPETENCYWISE PERFORMANCE - ACHIEVERS (ACH) NON ACHIEVERS (NACH)										
LANGUAGE	1 Std		2 Std		3 Std		4 Std		5 Std	
	ACH	NACH	ACH	NACH	ACH	NACH	ACH	NACH	ACH	NACH
Competency 1	3 (-1)	0	4 (+3)	0	4 (0)	0	5 (+1)	0	3 (0)	2
Competency 2	3 (-1)	0	2 (+2)	2	4 (+1)	0	4 (0)	1	2 (0)	3
Competency 3	3 (-1)	0	4 (0)	0	4 (+1)	0	4 (+1)	1	2 (0)	3
Competency 4	3 (-1)	0	4 (+4)	0	4 (+1)	0	5 (+3)	0	2 (-1)	3
Competency 5	3 (-1)	0	4 (0)	0	2 (0)	2	5 (+1)	0	0 (-5)	5
Competency 6	2 (-1)	1	3 (+3)	1	3 (-1)	1	4 (0)	1	1 (-4)	4
Competency 7	3 (+1)	0	4 (+1)	0	4 (0)	0	5 (-1)	0	2 (+2)	3
Competency 8	3 (-1)	0	4 (+1)	0	4 (+1)	0	4 (+1)	1	2 (+1)	3
Competency 9			4 (+3)	0	4 (+1)	0	3 (+2)	2	5 (0)	0
Competency 10			4 (0)	0	4 (+1)	0	4 (0)	1	4 (-1)	1
Competency 11					3 (-1)	1	5 (+1)	0	1 (-4)	4
Competency 12							5 (-1)	0		
Competency 13							5 (-1)	0		

COMPETENCYWISE PERFORMANCE - ACHIEVERS (ACH) NON ACHIEVERS (NACH)										
ENGLISH	1 Std		2 Std		3 Std		4 Std		5 Std	
	ACH	NACH	ACH	NACH	ACH	NACH	ACH	NACH	ACH	NACH
Competency 1	3 (0)	0	4 (+2)	0	4 (+1)	0	5 (-1)	0	4 (0)	1
Competency 2	3 (-1)	0	4 (0)	0	4 (+4)	0	5 (0)	0	1 (0)	4
Competency 3	3 (+2)	0	4 (+2)	0	4 (+4)	0	4 (0)	1	2 (-3)	3
Competency 4	3 (0)	0	4 (+1)	0	3 (+3)	1	5 (0)	0	2 (+1)	3
Competency 5			4 (0)	0	4 (+1)	0	5 (-1)	0	2 (+1)	3
Competency 6					4 (0)	0	4 (+1)	1	3 (-1)	2
Competency 7					4 (+4)	0				

OVERALL ACHIEVERS AND NON-ACHIEVERS OF COMPETENCIES (% OF STUDENTS)


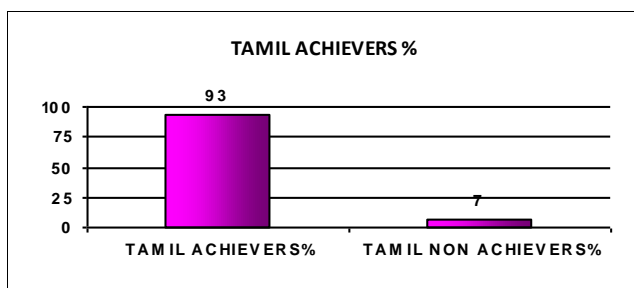


Note: Grades A,B and C are Achievers. The Values given in the brackets denote the difference between the number of Pre and Post Test Achievers. (For Example: '+2' denotes an increment of 2 students in the Post Test)

COMPETENCYWISE PERFORMANCE - ACHIEVERS (ACH) NON ACHIEVERS (NACH)										
LANGUAGE	1 Std		2 Std		3 Std		4 Std		5 Std	
	ACH	NACH	ACH	NACH	ACH	NACH	ACH	NACH	ACH	NACH
Competency 1	36(+13)	2	22(+5)	7	33(+5)	4	27(+1)	2	27(+4)	0
Competency 2	38(+8)	0	13(+11)	16	25(+18)	12	23(+3)	6	25(+6)	2
Competency 3	32(+15)	6	19(-3)	10	36(+23)	1	19(+5)	10	25(+5)	2
Competency 4	37(+8)	1	14(0)	15	21(+16)	16	28(+17)	1	27(+5)	0
Competency 5	38(+17)	0	17(-6)	12	23(+11)	14	25(+6)	4	25(-2)	2
Competency 6	37(+17)	1	15(+11)	14	35(+12)	2	25(+1)	4	27(+3)	0
Competency 7	32(+22)	6	25(+2)	4	37(+15)	0	28(+2)	1	24(+8)	3
Competency 8	36(+2)	2	19(-2)	10	29(+12)	8	28(+8)	1	27(+6)	0
Competency 9			21(+13)	8	25(+11)	12	21(+11)	8	23(+13)	4
Competency 10			25(+2)	4	34(+19)	3	29(+4)	0	27(+4)	0
Competency 11					37(+13)	0	22(+9)	7	26(0)	1
Competency 12							27(+5)	2		
Competency 13							26(-2)	3		

COMPETENCYWISE PERFORMANCE - ACHIEVERS (ACH) NON ACHIEVERS (NACH)										
ENGLISH	1 Std		2 Std		3 Std		4 Std		5 Std	
	ACH	NACH	ACH	NACH	ACH	NACH	ACH	NACH	ACH	NACH
Competency 1	35(+24)	3	15(+2)	14	36(+5)	1	28(-2)	1	27(+5)	0
Competency 2	35(+4)	3	22(-6)	7	30(+28)	7	23(+13)	6	26(+8)	1
Competency 3	24(+24)	14	11(+1)	18	24(+20)	13	14(+4)	15	26(+12)	1
Competency 4	37(+17)	1	15(-12)	14	32(+32)	5	22(+9)	7	26(+14)	1
Competency 5			23(+5)	6	35(+6)	2	28(0)	1	27(0)	0
Competency 6					35(+8)	2	19(+11)	10	26(-1)	1
Competency 7					26(+25)	11				

OVERALL ACHIEVERS AND NON-ACHIEVERS OF COMPETENCIES (% OF STUDENTS)


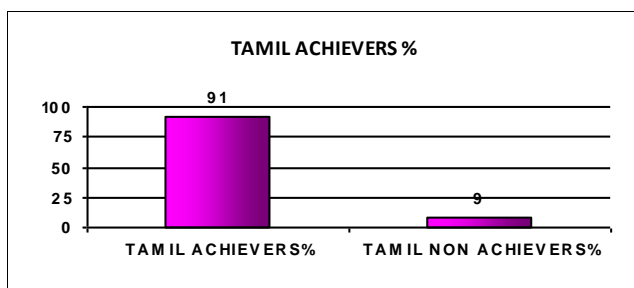


Note: Grades A,B and C are Achievers. The Values given in the brackets denote the difference between the number of Pre and Post Test Achievers. (For Example: '+2' denotes an increment of 2 students in the Post Test)

COMPETENCYWISE PERFORMANCE - ACHIEVERS (ACH) NON ACHIEVERS (NACH)										
LANGUAGE	1 Std		2 Std		3 Std		4 Std		5 Std	
	ACH	NACH	ACH	NACH	ACH	NACH	ACH	NACH	ACH	NACH
Competency 1	15 (-3)	1	12 (+4)	10	20 (+1)	0	22 (0)	11	19 (+3)	4
Competency 2	15 (-3)	1	6 (0)	16	16 (+1)	4	19 (+1)	14	16 (+2)	7
Competency 3	14 (-3)	2	17 (+7)	5	20 (+6)	0	16 (-2)	17	16 (+2)	7
Competency 4	11 (-7)	5	12 (+6)	10	16 (+3)	4	33 (+15)	0	16 (+2)	7
Competency 5	16 (-1)	0	20 (+8)	2	17 (+1)	3	25 (+6)	8	19 (0)	4
Competency 6	16 (-2)	0	9 (+3)	13	20 (+2)	0	13 (-18)	20	22 (+3)	1
Competency 7	15 (+7)	1	17 (+6)	5	19 (+3)	1	33 (+2)	0	16 (+5)	7
Competency 8	16 (-1)	0	20 (+9)	2	19 (+6)	1	31 (+2)	2	19 (+6)	4
Competency 9			11(+10)	11	16 (+2)	4	18 (+7)	15	22 (+10)	1
Competency 10			21 (+9)	1	20 (+4)	0	33 (+7)	0	22 (+2)	1
Competency 11					19 (+5)	1	15(-14)	18	22 (+3)	1
Competency 12							33 (+2)	0		
Competency 13							31 (-2)	2		

COMPETENCYWISE PERFORMANCE - ACHIEVERS (ACH) NON ACHIEVERS (NACH)										
ENGLISH	1 Std		2 Std		3 Std		4 Std		5 Std	
	ACH	NACH	ACH	NACH	ACH	NACH	ACH	NACH	ACH	NACH
Competency 1	15(+2)	1	11 (-3)	11	20 (+5)	0	32 (+4)	1	23 (+9)	0
Competency 2	16(-2)	0	21 (+7)	1	18 (0)	2	21 (-5)	12	21(+15)	2
Competency 3	13(-2)	3	12 (-1)	10	16 (+5)	4	22 (+2)	11	16 (+7)	7
Competency 4	15(-3)	1	15 (-1)	7	20 (+4)	0	20 (-10)	13	13 (+2)	10
Competency 5			20 (+4)	2	20 (+5)	0	33 (0)	0	23 (+6)	0
Competency 6					20 (0)	0	13 (-5)	20	23 (+5)	0
Competency 7					15 (+1)	5				

OVERALL ACHIEVERS AND NON-ACHIEVERS OF COMPETENCIES (% OF STUDENTS)


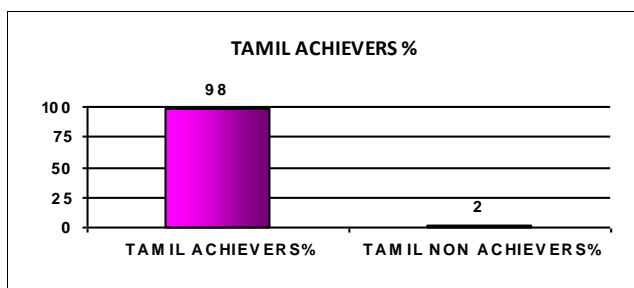


Note: Grades A,B and C are Achievers. The Values given in the brackets denote the difference between the number of Pre and Post Test Achievers. (For Example: '+2' denotes an increment of 2 students in the Post Test)

COMPETENCYWISE PERFORMANCE - ACHIEVERS (ACH) NON ACHIEVERS (NACH)										
LANGUAGE	1 Std		2 Std		3 Std		4 Std		5 Std	
	ACH	NACH	ACH	NACH	ACH	NACH	ACH	NACH	ACH	NACH
Competency 1	18 (-3)	1	29 (+9)	0	35 (+13)	1	32 (+10)	1	27 (+9)	1
Competency 2	19 (-3)	0	28(+23)	1	17(+10)	19	30 (+12)	3	26 (+14)	2
Competency 3	17 (-2)	2	29 (+5)	0	34(+25)	2	27 (+15)	6	26 (+13)	2
Competency 4	19 (-2)	0	29(+13)	0	20(+18)	16	33 (+23)	0	27 (+16)	1
Competency 5	19 (-3)	0	28 (+3)	1	24 (+5)	12	29 (+5)	4	24 (+6)	4
Competency 6	19 (-1)	0	29(+23)	0	32(+13)	4	23 (+1)	10	27 (+12)	1
Competency 7	17 (+1)	2	28(+16)	1	33(+10)	3	32 (+10)	1	21 (+11)	7
Competency 8	19 (-2)	0	29(+12)	0	28 (+15)	8	32 (+14)	1	26 (+11)	2
Competency 9			29(+20)	0	32 (+18)	4	28 (+11)	5	21 (+12)	7
Competency 10			29(+10)	0	35 (+24)	1	32 (+13)	1	28 (+14)	0
Competency 11					32(+19)	4	30(+20)	3	19 (+8)	9
Competency 12							32(+10)	1		
Competency 13							32 (+8)	1		

COMPETENCYWISE PERFORMANCE - ACHIEVERS (ACH) NON ACHIEVERS (NACH)										
ENGLISH	1 Std		2 Std		3 Std		4 Std		5 Std	
	ACH	NACH	ACH	NACH	ACH	NACH	ACH	NACH	ACH	NACH
Competency 1	18(+1)	1	29 (+6)	0	34(+12)	2	32 (+2)	1	28 (+5)	0
Competency 2	19(-3)	0	29 (+5)	0	32(+22)	4	31(+13)	2	27(+21)	1
Competency 3	18(+10)	1	27(+19)	2	15 (+8)	21	31(+15)	2	27(+18)	1
Competency 4	19(-2)	0	28 (+8)	1	9 (-6)	27	32(+12)	1	27(+13)	1
Competency 5			29 (+7)	0	34 (+8)	2	33(+13)	0	28 (+9)	0
Competency 6					30 (+7)	6	32(+24)	1	28 (+9)	0
Competency 7					18(+16)	18				


OVERALL ACHIEVERS AND NON-ACHIEVERS OF COMPETENCIES (% OF STUDENTS)



Note: Grades A,B and C are Achievers. The Values given in the brackets denote the difference between the number of Pre and Post Test Achievers. (For Example: '+2' denotes an increment of 2 students in the Post Test)

COMPETENCYWISE PERFORMANCE - ACHIEVERS (ACH) NON ACHIEVERS (NACH)										
LANGUAGE	1 Std		2 Std		3 Std		4 Std		5 Std	
	ACH	NACH	ACH	NACH	ACH	NACH	ACH	NACH	ACH	NACH
Competency 1	1 (-1)	0	12 (+2)	0	8 (+1)	0	6 (0)	0	5 (+1)	0
Competency 2	1 (-1)	0	12 (+7)	0	8 (+1)	0	5 (-1)	1	5 (+1)	0
Competency 3	1 (-1)	0	12 (+1)	0	8 (+1)	0	5 (-1)	1	5 (+1)	0
Competency 4	1 (-1)	0	12 (+2)	0	8 (+1)	0	6 (0)	0	5 (+1)	0
Competency 5	1 (-1)	0	12 (+1)	0	8 (+1)	0	5 (-1)	1	5 (+1)	0
Competency 6	1 (-1)	0	12 (+9)	0	8 (+1)	0	5 (0)	1	5 (+1)	0
Competency 7	1 (0)	0	12 (+2)	0	8 (+1)	0	6 (0)	0	4 (0)	1
Competency 8	1 (-1)	0	12 (+1)	0	8 (+1)	0	6 (0)	0	4 (0)	1
Competency 9			12 (+1)	0	8 (+1)	0	2 (+1)	4	5 (+1)	0
Competency 10			12 (+1)	0	8 (+1)	0	6 (0)	0	5 (+1)	0
Competency 11					8 (+1)	0	5 (0)	1	5 (+1)	0
Competency 12							6 (0)	0		
Competency 13							6 (0)	0		

COMPETENCYWISE PERFORMANCE - ACHIEVERS (ACH) NON ACHIEVERS (NACH)										
ENGLISH	1 Std		2 Std		3 Std		4 Std		5 Std	
	ACH	NACH	ACH	NACH	ACH	NACH	ACH	NACH	ACH	NACH
Competency 1	1 (-1)	0	12 (+1)	0	8 (+1)	0	6 (0)	0	5 (+1)	0
Competency 2	1 (-1)	0	7 (-4)	5	8 (+2)	0	5 (-1)	1	5 (+1)	0
Competency 3	0 (-2)	1	12 (+4)	0	8 (+8)	0	5 (-1)	1	5 (+1)	0
Competency 4	1 (-1)	0	11 (+1)	1	8 (+4)	0	5 (-1)	1	5 (+1)	0
Competency 5			12 (+1)	0	7 (0)	1	6 (0)	0	5 (+2)	0
Competency 6					8 (+1)	0	4 (-2)	2	5 (+1)	0
Competency 7					7 (+3)	1				

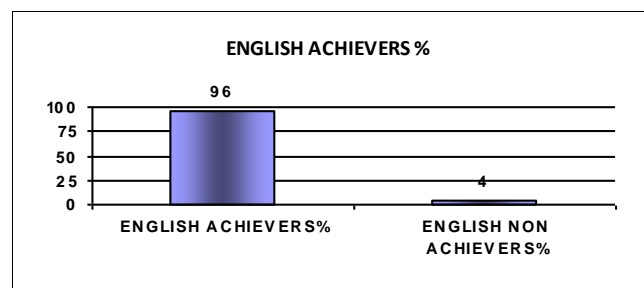
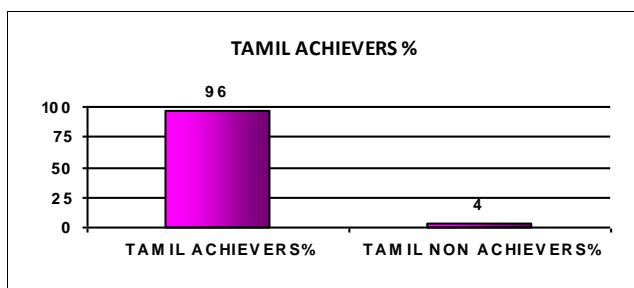


Note: Grades A,B and C are Achievers. The Values given in the brackets denote the difference between the number of Pre and Post Test Achievers. (For Example: '+2' denotes an increment of 2 students in the Post Test)

COMPETENCYWISE PERFORMANCE - ACHIEVERS (ACH) NON ACHIEVERS (NACH)										
LANGUAGE	1 Std		2 Std		3 Std		4 Std		5 Std	
	ACH	NACH	ACH	NACH	ACH	NACH	ACH	NACH	ACH	NACH
Competency 1	9 (0)	0	9 (0)	0	11 (0)	2	10 (+1)	0	10 (+2)	0
Competency 2	9 (-1)	0	7 (+3)	2	11 (0)	2	9 (+2)	1	6 (-1)	4
Competency 3	7 (-3)	2	9 (0)	0	12 (+2)	1	9 (+3)	1	6 (-2)	4
Competency 4	9 (-1)	0	8 (+2)	1	11 (0)	2	10 (+5)	0	8 (+1)	2
Competency 5	9 (0)	0	9 (0)	0	4 (-6)	9	8 (+1)	2	8 (-1)	2
Competency 6	9 (-1)	0	9 (+2)	0	13 (+2)	0	9 (0)	1	10 (+2)	0
Competency 7	8 (0)	1	9 (+1)	0	11 (0)	2	10 (+1)	0	6 (0)	4
Competency 8	9 (-1)	0	9 (0)	0	11 (0)	2	9 (0)	1	7 (+1)	3
Competency 9			8 (0)	1	11 (0)	2	6 (+2)	4	7 (0)	3
Competency 10			9 (0)	0	10 (-1)	3	10 (+1)	0	10 (+1)	0
Competency 11					9 (0)	4	9 (+1)	1	10 (+3)	0
Competency 12							9 (0)	1		
Competency 13							10 (+1)	0		

COMPETENCYWISE PERFORMANCE - ACHIEVERS (ACH) NON ACHIEVERS (NACH)										
ENGLISH	1 Std		2 Std		3 Std		4 Std		5 Std	
	ACH	NACH	ACH	NACH	ACH	NACH	ACH	NACH	ACH	NACH
Competency 1	9 (0)	0	9 (0)	0	12 (+1)	1	10 (+1)	0	9 (0)	1
Competency 2	9 (-1)	0	9 (+2)	0	11 (0)	2	9 (0)	1	8 (+1)	2
Competency 3	8 (-1)	1	7 (-1)	2	11 (+1)	2	10 (+1)	0	5 (-4)	5
Competency 4	8 (-1)	1	8 (-1)	1	11 (0)	2	7 (-1)	3	7 (-2)	3
Competency 5			8 (0)	1	13 (+1)	0	10 (+1)	0	9 (0)	1
Competency 6					12 (0)	1	7 (-2)	3	9 (0)	1
Competency 7					10 (+1)	3				

OVERALL ACHIEVERS AND NON-ACHIEVERS OF COMPETENCIES (% OF STUDENTS)


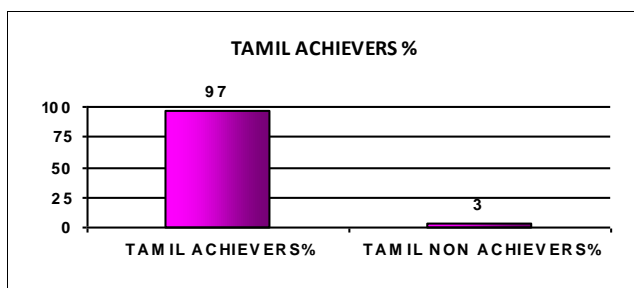


Note: Grades A,B and C are Achievers. The Values given in the brackets denote the difference between the number of Pre and Post Test Achievers. (For Example: '+2' denotes an increment of 2 students in the Post Test)

COMPETENCYWISE PERFORMANCE - ACHIEVERS (ACH) NON ACHIEVERS (NACH)										
LANGUAGE	1 Std		2 Std		3 Std		4 Std		5 Std	
	ACH	NACH	ACH	NACH	ACH	NACH	ACH	NACH	ACH	NACH
Competency 1	18 (+4)	0	9 (+1)	0	8 (+1)	1	13 (0)	0	12 (+1)	0
Competency 2	18 (+1)	0	9 (+5)	0	8 (+3)	1	13 (+3)	0	11 (0)	1
Competency 3	13 (-2)	5	8 (0)	1	9 (+2)	0	13 (+2)	0	11 (0)	1
Competency 4	18 (+1)	0	9 (+2)	0	8 (+2)	1	13 (+4)	0	12 (+1)	0
Competency 5	18 (+5)	0	8 (0)	1	8 (+1)	1	13 (+2)	0	11 (0)	1
Competency 6	18 (+3)	0	9 (+5)	0	9 (+3)	0	13 (0)	0	11 (+1)	1
Competency 7	17 (+8)	1	9 (+3)	0	8 (+1)	1	13 (+2)	0	11 (0)	1
Competency 8	18 (+2)	0	8 (+1)	1	8 (+1)	1	13 (+1)	0	12 (+2)	0
Competency 9			7 (+2)	2	8 (+1)	1	11 (+6)	2	8 (+1)	4
Competency 10			9 (+1)	0	8 (+2)	1	13 (+2)	0	11 (+3)	1
Competency 11					9 (+2)	0	13 (+3)	0	12 (+2)	0
Competency 12							13 (0)	0		
Competency 13							13 (+1)	0		

COMPETENCYWISE PERFORMANCE - ACHIEVERS (ACH) NON ACHIEVERS (NACH)										
ENGLISH	1 Std		2 Std		3 Std		4 Std		5 Std	
	ACH	NACH	ACH	NACH	ACH	NACH	ACH	NACH	ACH	NACH
Competency 1	17(+3)	1	9 (+1)	0	8 (+1)	1	13 (0)	0	12 (0)	0
Competency 2	18(+1)	0	6 (+1)	3	7 (+1)	2	13 (+4)	0	11 (0)	1
Competency 3	18(+5)	0	9 (+2)	0	7 (+4)	2	13 (0)	0	11 (0)	1
Competency 4	18(+2)	0	8 (+3)	1	6 (+5)	3	13 (0)	0	11 (0)	1
Competency 5			9 (+2)	0	8 (+1)	1	13 (+1)	0	12 (0)	0
Competency 6					9 (+2)	0	13 (+1)	0	11 (-1)	1
Competency 7					6 (+2)	3				

OVERALL ACHIEVERS AND NON-ACHIEVERS OF COMPETENCIES (% OF STUDENTS)


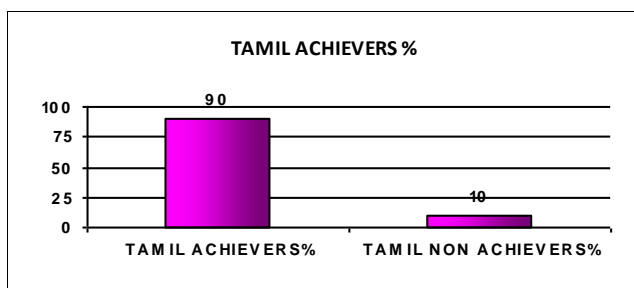


Note: Grades A,B and C are Achievers. The Values given in the brackets denote the difference between the number of Pre and Post Test Achievers. (For Example: '+2' denotes an increment of 2 students in the Post Test)

COMPETENCYWISE PERFORMANCE - ACHIEVERS (ACH) NON ACHIEVERS (NACH)										
LANGUAGE	1 Std		2 Std		3 Std		4 Std		5 Std	
	ACH	NACH	ACH	NACH	ACH	NACH	ACH	NACH	ACH	NACH
Competency 1	7 (+3)	0	8 (+1)	0	12 (0)	1	12 (+2)	1	8 (-1)	1
Competency 2	7 (0)	0	6 (+2)	2	12 (+3)	1	10 (0)	3	6 (-2)	3
Competency 3	7 (+1)	0	8 (+1)	0	12 (+1)	1	9 (+1)	4	6 (-3)	3
Competency 4	7 (0)	0	7 (+2)	1	12 (+2)	1	10 (+4)	3	5 (-4)	4
Competency 5	6 (+1)	1	6 (+1)	2	12 (0)	1	10 (+2)	3	5 (-3)	4
Competency 6	7 (+6)	0	5 (+1)	3	13 (+1)	0	10 (-1)	3	8 (-2)	1
Competency 7	7 (+2)	0	8 (+2)	0	12 (0)	1	11 (+4)	2	6 (-1)	3
Competency 8	7 (0)	0	8 (+1)	0	12 (+1)	1	12 (+4)	1	4 (-2)	5
Competency 9			6 (+1)	2	12 (0)	1	9 (+5)	4	4 (-2)	5
Competency 10			7 (0)	1	12 (+1)	1	9 (-1)	4	5 (-2)	4
Competency 11					12 (+2)	1	10 (+5)	3	5 (-3)	4
Competency 12							11 (+1)	2		
Competency 13							10 (-1)	3		

COMPETENCYWISE PERFORMANCE - ACHIEVERS (ACH) NON ACHIEVERS (NACH)										
ENGLISH	1 Std		2 Std		3 Std		4 Std		5 Std	
	ACH	NACH	ACH	NACH	ACH	NACH	ACH	NACH	ACH	NACH
Competency 1	7 (+2)	0	8 (+1)	0	12 (+1)	1	13 (0)	0	8 (-1)	1
Competency 2	7 (0)	0	3 (-4)	5	12 (+2)	1	10 (0)	3	5 (-5)	4
Competency 3	7 (+5)	0	8 (+2)	0	12 (+2)	1	11 (0)	2	4 (-5)	5
Competency 4	7 (+1)	0	7 (0)	1	12 (+3)	1	11 (+1)	2	5 (-5)	4
Competency 5			8 (+1)	0	13 (+1)	0	13 (+1)	0	9 (-3)	0
Competency 6					13 (+3)	0	10 (+1)	3	9 (-3)	0
Competency 7					12 (+2)	1				

OVERALL ACHIEVERS AND NON-ACHIEVERS OF COMPETENCIES (% OF STUDENTS)

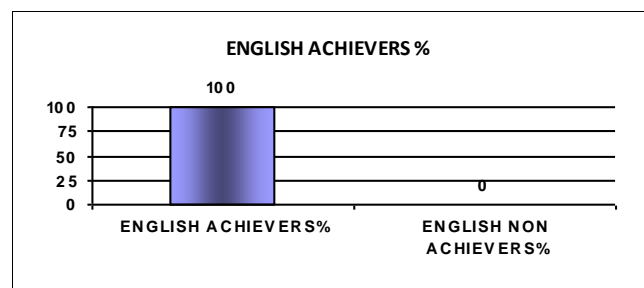
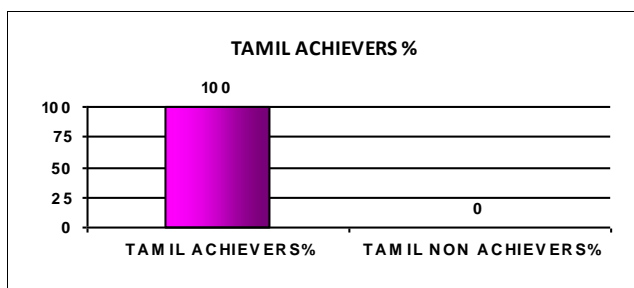


Note: Grades A,B and C are Achievers. The Values given in the brackets denote the difference between the number of Pre and Post Test Achievers. (For Example: '+2' denotes an increment of 2 students in the Post Test)

COMPETENCYWISE PERFORMANCE - ACHIEVERS (ACH) NON ACHIEVERS (NACH)										
LANGUAGE	1 Std		2 Std		3 Std		4 Std		5 Std	
	ACH	NACH	ACH	NACH	ACH	NACH	ACH	NACH	ACH	NACH
Competency 1	8 (+3)	0	5 (+1)	0	4 (+1)	0	7 (+3)	0	4 (+1)	0
Competency 2	8 (0)	0	5 (+2)	0	2 (0)	2	7 (+2)	0	3 (+1)	1
Competency 3	8 (+2)	0	4 (0)	1	4 (+2)	0	6 (+2)	1	3 (+1)	1
Competency 4	8 (0)	0	5 (+2)	0	4 (+2)	0	7 (+4)	0	3 (+2)	1
Competency 5	8 (+4)	0	4 (0)	1	4 (+2)	0	7 (+4)	0	4 (+1)	0
Competency 6	8 (+1)	0	4 (+1)	1	4 (+2)	0	6 (+5)	1	4 (+2)	0
Competency 7	8 (+6)	0	5 (0)	0	4 (+1)	0	7 (+3)	0	2 (+1)	2
Competency 8	8 (0)	0	5 (+1)	0	4 (+2)	0	6 (+5)	1	3 (+2)	1
Competency 9			5 (+2)	0	3 (+1)	1	7 (+5)	0	4 (+3)	0
Competency 10			5 (0)	0	4 (+1)	0	7 (+5)	0	4 (+2)	0
Competency 11					4 (+1)	0	6 (+4)	1	4 (+4)	0
Competency 12							7 (+2)	0		
Competency 13							7 (+5)	0		

COMPETENCYWISE PERFORMANCE - ACHIEVERS (ACH) NON ACHIEVERS (NACH)										
ENGLISH	1 Std		2 Std		3 Std		4 Std		5 Std	
	ACH	NACH	ACH	NACH	ACH	NACH	ACH	NACH	ACH	NACH
Competency 1	8 (+8)	0	5 (+1)	0	4 (+1)	0	7 (0)	0	4 (+2)	0
Competency 2	8 (+5)	0	5 (+2)	0	4 (+3)	0	7 (+5)	0	4 (+3)	0
Competency 3	6 (+6)	2	5 (+5)	0	3 (+2)	1	7 (+4)	0	4 (+3)	0
Competency 4	8 (+6)	0	5 (+1)	0	3 (+2)	1	7 (+4)	0	4 (+3)	0
Competency 5			5 (+2)	0	4 (+2)	0	7 (+1)	0	4 (+2)	0
Competency 6					4 (+1)	0	7 (+6)	0	4 (+1)	0
Competency 7					4 (+3)	0				

OVERALL ACHIEVERS AND NON-ACHIEVERS OF COMPETENCIES (% OF STUDENTS)


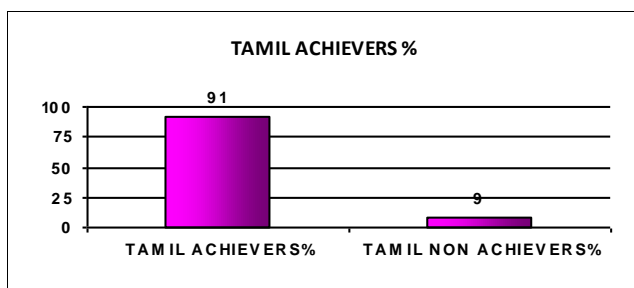


Note: Grades A,B and C are Achievers. The Values given in the brackets denote the difference between the number of Pre and Post Test Achievers. (For Example: '+2' denotes an increment of 2 students in the Post Test)

COMPETENCYWISE PERFORMANCE - ACHIEVERS (ACH) NON ACHIEVERS (NACH)										
LANGUAGE	1 Std		2 Std		3 Std		4 Std		5 Std	
	ACH	NACH	ACH	NACH	ACH	NACH	ACH	NACH	ACH	NACH
Competency 1	21 (+1)	3	21 (+3)	8	29 (-1)	3	42 (+3)	4	37 (+7)	4
Competency 2	24 (0)	0	11 (+2)	18	17 (-2)	15	38 (+6)	8	32 (+3)	9
Competency 3	18 (+1)	6	27 (+2)	2	31 (+7)	1	39 (+9)	7	31 (+2)	10
Competency 4	24 (0)	0	16 (+5)	13	19 (+2)	13	44 (+17)	2	38 (+11)	3
Competency 5	17 (+1)	7	23 (+9)	6	14 (+3)	18	40 (+9)	6	32 (+1)	9
Competency 6	7 (-11)	17	8 (0)	21	31 (+2)	1	38 (-9)	8	40 (+4)	1
Competency 7	16 (+1)	8	20 (+6)	9	29 (+8)	3	46 (0)	0	35 (+9)	6
Competency 8	19 (-2)	5	27(+11)	2	25(+10)	7	45 (+9)	1	35 (+9)	6
Competency 9			14 (+9)	15	23 (-2)	9	41 (+27)	5	25 (+15)	16
Competency 10			18 (-5)	11	32(+13)	0	43 (-4)	3	39 (+7)	2
Competency 11					30 (0)	2	39 (-8)	7	35 (-1)	6
Competency 12							46 (-2)	0		
Competency 13							37(-11)	9		

COMPETENCYWISE PERFORMANCE - ACHIEVERS (ACH) NON ACHIEVERS (NACH)										
ENGLISH	1 Std		2 Std		3 Std		4 Std		5 Std	
	ACH	NACH	ACH	NACH	ACH	NACH	ACH	NACH	ACH	NACH
Competency 1	23(+10)	1	25 (+6)	4	30(+11)	2	45 (+1)	1	40(+10)	1
Competency 2	22(-1)	2	21 (+2)	8	21(+10)	11	43 (+1)	3	37(+13)	4
Competency 3	22(+6)	2	9 (+5)	20	11(+11)	21	35 (+3)	11	39(+17)	2
Competency 4	14(-6)	10	15 (+3)	14	16(+14)	16	40 (-7)	6	36(+12)	5
Competency 5			17 (+1)	12	32 (+6)	0	44 (-3)	2	40 (+5)	1
Competency 6					31 (+9)	1	36 (+6)	10	41 (+5)	0
Competency 7					11(+10)	21				

OVERALL ACHIEVERS AND NON-ACHIEVERS OF COMPETENCIES (% OF STUDENTS)


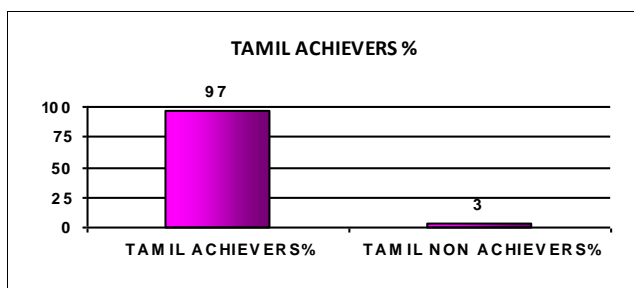


Note: Grades A,B and C are Achievers. The Values given in the brackets denote the difference between the number of Pre and Post Test Achievers. (For Example: '+2' denotes an increment of 2 students in the Post Test)

COMPETENCYWISE PERFORMANCE - ACHIEVERS (ACH) NON ACHIEVERS (NACH)										
LANGUAGE	1 Std		2 Std		3 Std		4 Std		5 Std	
	ACH	NACH	ACH	NACH	ACH	NACH	ACH	NACH	ACH	NACH
Competency 1	8 (+1)	0	7 (+3)	0	6 (+1)	0	7 (0)	0	8 (+1)	0
Competency 2	8 (0)	0	6 (+4)	1	5 (+1)	1	6 (-1)	1	7 (0)	1
Competency 3	7 (0)	1	4 (-1)	3	6 (+1)	0	6 (-1)	1	7 (0)	1
Competency 4	8 (0)	0	7 (+3)	0	4 (0)	2	7 (0)	0	7 (0)	1
Competency 5	8 (+5)	0	6 (+1)	1	6 (+1)	0	7 (0)	0	7 (0)	1
Competency 6	7 (+2)	1	5 (+2)	2	6 (+1)	0	6 (-2)	1	8 (+1)	0
Competency 7	8 (+5)	0	7 (+3)	0	6 (+1)	0	7 (-1)	0	7 (0)	1
Competency 8	8 (0)	0	7 (+3)	0	6 (+1)	0	7 (0)	0	7 (0)	1
Competency 9			6 (+1)	1	6 (+1)	0	5 (+1)	2	7 (+4)	1
Competency 10			7 (+2)	0	6 (+2)	0	7 (-1)	0	7 (+2)	1
Competency 11					6 (+3)	0	7 (+3)	0	8 (+2)	0
Competency 12							7 (-1)	0		
Competency 13							7 (-1)	0		

COMPETENCYWISE PERFORMANCE - ACHIEVERS (ACH) NON ACHIEVERS (NACH)										
ENGLISH	1 Std		2 Std		3 Std		4 Std		5 Std	
	ACH	NACH	ACH	NACH	ACH	NACH	ACH	NACH	ACH	NACH
Competency 1	8 (+3)	0	7 (+1)	0	6 (+2)	0	7 (-1)	0	7 (+1)	1
Competency 2	8 (+1)	0	7 (+4)	0	6 (+2)	0	7 (-1)	0	7 (+2)	1
Competency 3	7 (+6)	1	6 (+6)	1	6 (+5)	0	7 (+1)	0	6 (0)	2
Competency 4	8 (+6)	0	4 (+1)	3	5 (+5)	1	7 (0)	0	7 (+3)	1
Competency 5			7 (+4)	0	6 (+4)	0	7 (-1)	0	8 (+8)	0
Competency 6					6 (+1)	0	6 (0)	1	8 (+2)	0
Competency 7					6 (+5)	0				

OVERALL ACHIEVERS AND NON-ACHIEVERS OF COMPETENCIES (% OF STUDENTS)


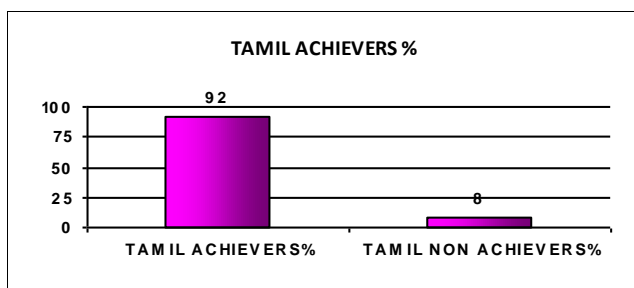


Note: Grades A,B and C are Achievers. The Values given in the brackets denote the difference between the number of Pre and Post Test Achievers. (For Example: '+2' denotes an increment of 2 students in the Post Test)

COMPETENCYWISE PERFORMANCE - ACHIEVERS (ACH) NON ACHIEVERS (NACH)										
LANGUAGE	1 Std		2 Std		3 Std		4 Std		5 Std	
	ACH	NACH	ACH	NACH	ACH	NACH	ACH	NACH	ACH	NACH
Competency 1	7 (0)	4	9 (+3)	0	10 (-2)	2	7 (+3)	1	7 (-2)	2
Competency 2	11 (-2)	0	9 (+7)	0	5 (-6)	7	7 (+4)	1	7 (+1)	2
Competency 3	7 (+1)	4	9 (+3)	0	12 (+1)	0	7 (+5)	1	9 (+3)	0
Competency 4	7 (-6)	4	9 (+5)	0	5 (-3)	7	7 (+7)	1	8 (0)	1
Competency 5	6 (-1)	5	9 (+2)	0	3 (-8)	9	7 (+3)	1	6 (-2)	3
Competency 6	5 (-2)	6	9 (+6)	0	11 (+1)	1	6 (+3)	2	5 (-2)	4
Competency 7	8 (+2)	3	9 (+2)	0	9 (-2)	3	8 (+2)	0	5 (0)	4
Competency 8	11 (0)	0	9 (+4)	0	8 (-4)	4	7 (+2)	1	6 (0)	3
Competency 9			8 (+5)	1	7 (-3)	5	6 (+6)	2	5 (-1)	4
Competency 10			9 (+1)	0	9 (+3)	3	6 (+3)	2	8 (+1)	1
Competency 11					12 (+4)	0	5 (-1)	3	4 (-3)	5
Competency 12							8 (+4)	0		
Competency 13							5 (-1)	3		

COMPETENCYWISE PERFORMANCE - ACHIEVERS (ACH) NON ACHIEVERS (NACH)										
ENGLISH	1 Std		2 Std		3 Std		4 Std		5 Std	
	ACH	NACH	ACH	NACH	ACH	NACH	ACH	NACH	ACH	NACH
Competency 1	9 (0)	2	9 (+2)	0	10 (-2)	2	8 (+2)	0	9 (0)	0
Competency 2	7 (-6)	4	8 (0)	1	3 (-7)	9	6 (+4)	2	4 (-1)	5
Competency 3	1 (-1)	10	8 (+1)	1	4 (+2)	8	6 (+4)	2	6 (-2)	3
Competency 4	5 (-6)	6	9 (+1)	0	4 (-5)	8	6 (+1)	2	6 (+1)	3
Competency 5			8 (0)	1	8 (+1)	4	6 (0)	2	6 (+1)	3
Competency 6					8 (0)	4	5 (+5)	3	7 (-1)	2
Competency 7					5 (+3)	7				

OVERALL ACHIEVERS AND NON-ACHIEVERS OF COMPETENCIES (% OF STUDENTS)


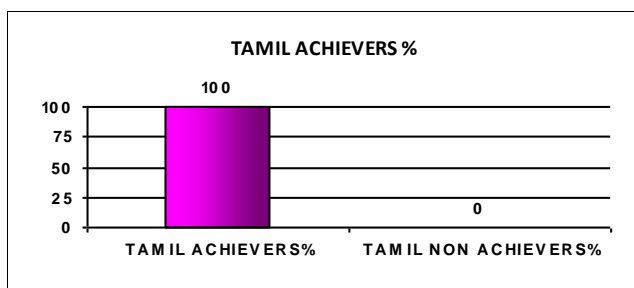


Note: Grades A,B and C are Achievers. The Values given in the brackets denote the difference between the number of Pre and Post Test Achievers. (For Example: '+2' denotes an increment of 2 students in the Post Test)

COMPETENCYWISE PERFORMANCE - ACHIEVERS (ACH) NON ACHIEVERS (NACH)										
LANGUAGE	1 Std		2 Std		3 Std		4 Std		5 Std	
	ACH	NACH	ACH	NACH	ACH	NACH	ACH	NACH	ACH	NACH
Competency 1	12 (+4)	0	6 (+1)	0	8 (+1)	0	6 (+1)	0	7 (0)	0
Competency 2	12 (+2)	0	6 (+3)	0	8 (+1)	0	6 (+1)	0	6 (0)	1
Competency 3	11 (+1)	1	6 (+2)	0	8 (+1)	0	6 (+1)	0	6 (0)	1
Competency 4	11 (+1)	1	5 (+2)	1	8 (+2)	0	6 (+1)	0	7 (+1)	0
Competency 5	12 (+4)	0	6 (+2)	0	8 (+2)	0	6 (+1)	0	7 (+1)	0
Competency 6	11 (+5)	1	6 (+3)	0	8 (+1)	0	6 (+1)	0	7 (+2)	0
Competency 7	12 (+4)	0	4 (+1)	2	8 (+1)	0	6 (+1)	0	6 (+2)	1
Competency 8	12 (+2)	0	5 (+1)	1	7 (0)	1	6 (+1)	0	6 (0)	1
Competency 9			3 (0)	3	8 (+1)	0	5 (+3)	1	4 (+1)	3
Competency 10			6 (+1)	0	8 (+1)	0	6 (+3)	0	7 (+2)	0
Competency 11					8 (+2)	0	6 (+2)	0	7 (0)	0
Competency 12							6 (+1)	0		
Competency 13							6 (+1)	0		

COMPETENCYWISE PERFORMANCE - ACHIEVERS (ACH) NON ACHIEVERS (NACH)										
ENGLISH	1 Std		2 Std		3 Std		4 Std		5 Std	
	ACH	NACH	ACH	NACH	ACH	NACH	ACH	NACH	ACH	NACH
Competency 1	12(+4)	0	6 (+2)	0	8 (+1)	0	6 (+1)	0	7 (+1)	0
Competency 2	11(+1)	1	4 (-1)	2	8 (+1)	0	6 (+1)	0	7 (+2)	0
Competency 3	10(+3)	2	4 (+2)	2	8 (+3)	0	6 (+1)	0	7 (+3)	0
Competency 4	11(+1)	1	5 (0)	1	8 (+7)	0	6 (+1)	0	7 (+2)	0
Competency 5			6 (+2)	0	8 (+2)	0	6 (+1)	0	7 (0)	0
Competency 6					8 (+1)	0	6 (+1)	0	7 (0)	0
Competency 7					8 (+5)	0				

OVERALL ACHIEVERS AND NON-ACHIEVERS OF COMPETENCIES (% OF STUDENTS)

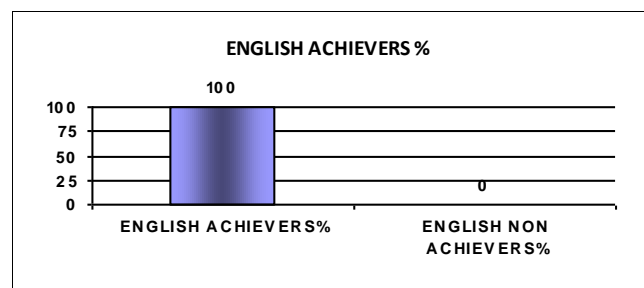
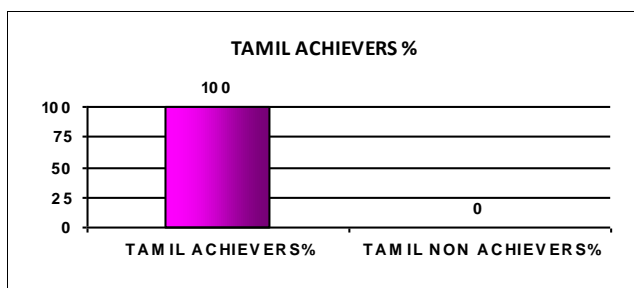


Note: Grades A,B and C are Achievers. The Values given in the brackets denote the difference between the number of Pre and Post Test Achievers. (For Example: '+2' denotes an increment of 2 students in the Post Test)

COMPETENCYWISE PERFORMANCE - ACHIEVERS (ACH) NON ACHIEVERS (NACH)										
LANGUAGE	1 Std		2 Std		3 Std		4 Std		5 Std	
	ACH	NACH	ACH	NACH	ACH	NACH	ACH	NACH	ACH	NACH
Competency 1	8 (0)	0	9 (+2)	0	12 (0)	0	9 (-1)	0	11 (+1)	1
Competency 2	8 (0)	0	8 (+3)	1	10 (+1)	2	8 (+1)	1	11 (+5)	1
Competency 3	7 (-1)	1	9 (+2)	0	12 (0)	0	8 (0)	1	10 (+4)	2
Competency 4	8 (0)	0	9 (+2)	0	11 (-1)	1	9 (+1)	0	10 (+4)	2
Competency 5	8 (0)	0	8 (+1)	1	9 (-3)	3	9 (+1)	0	10 (-1)	2
Competency 6	8 (0)	0	8 (+2)	1	12 (0)	0	8 (-2)	1	12 (+1)	0
Competency 7	8 (0)	0	9 (+2)	0	12 (+1)	0	8 (-2)	1	5 (+3)	7
Competency 8	8 (0)	0	9 (+2)	0	12 (0)	0	9 (0)	0	10 (+5)	2
Competency 9			9 (+2)	0	11 (+1)	1	6 (0)	3	12 (+1)	0
Competency 10			9 (+2)	0	12 (+4)	0	9 (-1)	0	12 (+1)	0
Competency 11					12 (0)	0	8 (+1)	1	12 (+1)	0
Competency 12							9 (-1)	0		
Competency 13							9 (-1)	0		

COMPETENCYWISE PERFORMANCE - ACHIEVERS (ACH) NON ACHIEVERS (NACH)										
ENGLISH	1 Std		2 Std		3 Std		4 Std		5 Std	
	ACH	NACH	ACH	NACH	ACH	NACH	ACH	NACH	ACH	NACH
Competency 1	8 (0)	0	9 (+3)	0	12 (+1)	0	9 (-1)	0	12 (+1)	0
Competency 2	8 (0)	0	9 (+2)	0	10 (0)	2	9 (-1)	0	12 (+1)	0
Competency 3	7 (+2)	1	9 (+2)	0	11 (+1)	1	9 (+1)	0	12 (+2)	0
Competency 4	8 (0)	0	8 (+1)	1	10 (-1)	2	7 (-2)	2	12 (+2)	0
Competency 5			9 (+2)	0	12 (0)	0	9 (-1)	0	12 (+1)	0
Competency 6					12 (+1)	0	9 (0)	0	12 (+1)	0
Competency 7					10 (0)	2				

OVERALL ACHIEVERS AND NON-ACHIEVERS OF COMPETENCIES (% OF STUDENTS)

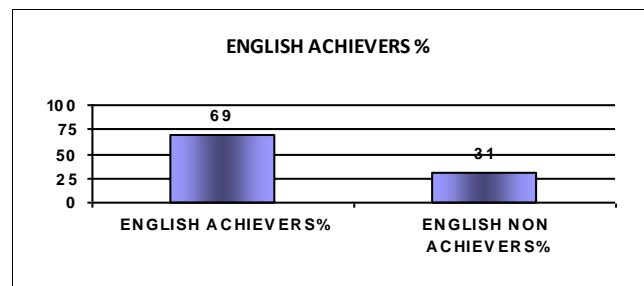
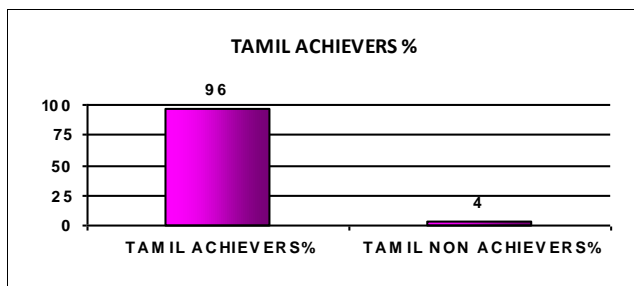


Note: Grades A,B and C are Achievers. The Values given in the brackets denote the difference between the number of Pre and Post Test Achievers. (For Example: '+2' denotes an increment of 2 students in the Post Test)

COMPETENCYWISE PERFORMANCE - ACHIEVERS (ACH) NON ACHIEVERS (NACH)										
LANGUAGE	1 Std		2 Std		3 Std		4 Std		5 Std	
	ACH	NACH	ACH	NACH	ACH	NACH	ACH	NACH	ACH	NACH
Competency 1	10 (+2)	1	12 (+5)	0	9 (+2)	1	21 (+9)	0	14 (+1)	0
Competency 2	11 (+1)	0	5 (+5)	7	9 (+5)	1	16 (+2)	5	14 (+1)	0
Competency 3	8 (+3)	3	12 (+3)	0	9 (+4)	1	17 (+4)	4	14 (+1)	0
Competency 4	9 (0)	2	11 (0)	1	8 (+4)	2	15 (+3)	6	14 (+1)	0
Competency 5	10 (+1)	1	12 (+7)	0	8 (+4)	2	19 (+6)	2	9 (-4)	5
Competency 6	10 (+3)	1	6 (+5)	6	8 (0)	2	14 (+8)	7	11 (0)	3
Competency 7	10 (+6)	1	12 (+7)	0	10 (+6)	0	9 (+5)	12	8 (+3)	6
Competency 8	10 (+1)	1	12 (+7)	0	9 (+4)	1	15 (+10)	6	12 (+6)	2
Competency 9			10 (+9)	2	8 (+2)	2	15 (+13)	6	10 (+3)	4
Competency 10			12 (+2)	0	8 (+3)	2	14 (+9)	7	14 (+6)	0
Competency 11					9 (+5)	1	16(+15)	5	6 (-2)	8
Competency 12							16 (+9)	5		
Competency 13							17 (+9)	4		

COMPETENCYWISE PERFORMANCE - ACHIEVERS (ACH) NON ACHIEVERS (NACH)										
ENGLISH	1 Std		2 Std		3 Std		4 Std		5 Std	
	ACH	NACH	ACH	NACH	ACH	NACH	ACH	NACH	ACH	NACH
Competency 1	8 (+5)	3	11 (+3)	1	10 (+4)	0	21 (+3)	0	14 (+1)	0
Competency 2	0 (-10)	11	11 (+2)	1	3 (-3)	7	11 (+7)	10	13(+10)	1
Competency 3	0 (0)	11	7 (0)	5	5 (+5)	5	8 (+2)	13	7 (-2)	7
Competency 4	4 (0)	7	11 (+1)	1	5 (+5)	5	17(+11)	4	12 (+4)	2
Competency 5			11 (+4)	1	7 (+5)	3	19 (+4)	2	12 (+3)	2
Competency 6					8 (+7)	2	4 (+3)	17	13 (+3)	1
Competency 7					5 (+5)	5				


OVERALL ACHIEVERS AND NON-ACHIEVERS OF COMPETENCIES (% OF STUDENTS)



Note: Grades A,B and C are Achievers. The Values given in the brackets denote the difference between the number of Pre and Post Test Achievers. (For Example: '+2' denotes an increment of 2 students in the Post Test)

COMPETENCYWISE PERFORMANCE - ACHIEVERS (ACH) NON ACHIEVERS (NACH)										
LANGUAGE	1 Std		2 Std		3 Std		4 Std		5 Std	
	ACH	NACH	ACH	NACH	ACH	NACH	ACH	NACH	ACH	NACH
Competency 1	6 (+2)	0	5 (+1)	0	6 (0)	0	0 (0)	0	0 (0)	0
Competency 2	6 (0)	0	5 (+3)	0	6 (+1)	0	0 (0)	0	0 (0)	0
Competency 3	5 (+3)	1	5 (+1)	0	6 (+1)	0	0 (0)	0	0 (0)	0
Competency 4	6 (0)	0	5 (+4)	0	6 (+1)	0	0 (0)	0	0 (0)	0
Competency 5	6 (+1)	0	4 (+2)	1	2 (-2)	4	0 (0)	0	0 (0)	0
Competency 6	6 (+3)	0	5 (+4)	0	6 (+4)	0	0 (0)	0	0 (0)	0
Competency 7	6 (+1)	0	5 (+2)	0	6 (+2)	0	0 (0)	0	0 (0)	0
Competency 8	6 (0)	0	5 (+1)	0	6 (+3)	0	0 (0)	0	0 (0)	0
Competency 9			5 (+1)	0	6 (0)	0	0 (0)	0	0 (0)	0
Competency 10			5 (+1)	0	6 (+4)	0	0 (0)	0	0 (0)	0
Competency 11					6 (+4)	0	0 (0)	0	0 (0)	0
Competency 12							0 (0)	0		
Competency 13							0 (0)	0		

COMPETENCYWISE PERFORMANCE - ACHIEVERS (ACH) NON ACHIEVERS (NACH)										
ENGLISH	1 Std		2 Std		3 Std		4 Std		5 Std	
	ACH	NACH	ACH	NACH	ACH	NACH	ACH	NACH	ACH	NACH
Competency 1	6 (+4)	0	5 (+1)	0	6 (+1)	0	0 (0)	0	0 (0)	0
Competency 2	6 (+3)	0	5 (+2)	0	6 (+2)	0	0 (0)	0	0 (0)	0
Competency 3	5 (+5)	1	5 (+4)	0	6 (+6)	0	0 (0)	0	0 (0)	0
Competency 4	6 (+2)	0	5 (+2)	0	6 (+6)	0	0 (0)	0	0 (0)	0
Competency 5			5 (+2)	0	6 (+5)	0	0 (0)	0	0 (0)	0
Competency 6					6 (+5)	0	0 (0)	0	0 (0)	0
Competency 7					6 (+6)	0				


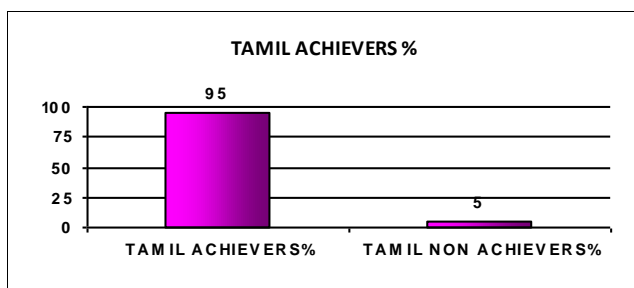


Note: Grades A,B and C are Achievers. The Values given in the brackets denote the difference between the number of Pre and Post Test Achievers. (For Example: '+2' denotes an increment of 2 students in the Post Test)

COMPETENCYWISE PERFORMANCE - ACHIEVERS (ACH) NON ACHIEVERS (NACH)										
LANGUAGE	1 Std		2 Std		3 Std		4 Std		5 Std	
	ACH	NACH	ACH	NACH	ACH	NACH	ACH	NACH	ACH	NACH
Competency 1	6 (-3)	2	7 (0)	0	8 (+1)	0	8 (0)	0	12 (-2)	0
Competency 2	7 (-3)	1	7 (+3)	0	7 (+1)	1	5 (-1)	3	12 (-1)	0
Competency 3	7 (-2)	1	7 (0)	0	8 (+1)	0	6 (0)	2	12 (-1)	0
Competency 4	7 (-3)	1	7 (0)	0	7 (+1)	1	8 (+2)	0	12 (-1)	0
Competency 5	7 (-3)	1	7 (0)	0	8 (0)	0	7 (+2)	1	11 (-3)	1
Competency 6	8 (-2)	0	7 (+4)	0	8 (0)	0	7 (+2)	1	12 (0)	0
Competency 7	6 (-2)	2	7 (0)	0	7 (-1)	1	8 (+1)	0	10 (-3)	2
Competency 8	8 (-2)	0	7 (0)	0	8 (+1)	0	8 (0)	0	11 (-2)	1
Competency 9			7 (0)	0	7 (+1)	1	5 (0)	3	11 (+2)	1
Competency 10			7 (0)	0	8 (+1)	0	7 (0)	1	12 (+1)	0
Competency 11					8 (+1)	0	7 (+6)	1	12 (-2)	0
Competency 12							7 (+2)	1		
Competency 13							7 (0)	1		

COMPETENCYWISE PERFORMANCE - ACHIEVERS (ACH) NON ACHIEVERS (NACH)										
ENGLISH	1 Std		2 Std		3 Std		4 Std		5 Std	
	ACH	NACH	ACH	NACH	ACH	NACH	ACH	NACH	ACH	NACH
Competency 1	6 (-3)	2	7 (0)	0	8 (+1)	0	8 (+1)	0	12 (-1)	0
Competency 2	7 (-3)	1	7 (0)	0	8 (+2)	0	5 (-2)	3	11 (-2)	1
Competency 3	8 (0)	0	7 (0)	0	7 (+5)	1	5 (-2)	3	11 (-2)	1
Competency 4	8 (-2)	0	7 (0)	0	7 (+5)	1	8 (+1)	0	11 (-2)	1
Competency 5			7 (0)	0	8 (+1)	0	8 (0)	0	12 (-1)	0
Competency 6					8 (0)	0	5 (-2)	3	12 (-2)	0
Competency 7					8 (+3)	0				

OVERALL ACHIEVERS AND NON-ACHIEVERS OF COMPETENCIES (% OF STUDENTS)


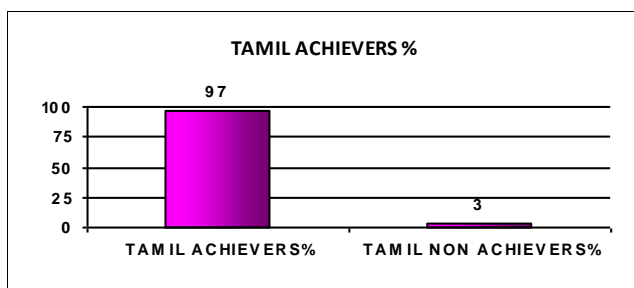


Note: Grades A,B and C are Achievers. The Values given in the brackets denote the difference between the number of Pre and Post Test Achievers. (For Example: '+2' denotes an increment of 2 students in the Post Test)

COMPETENCYWISE PERFORMANCE - ACHIEVERS (ACH) NON ACHIEVERS (NACH)										
LANGUAGE	1 Std		2 Std		3 Std		4 Std		5 Std	
	ACH	NACH	ACH	NACH	ACH	NACH	ACH	NACH	ACH	NACH
Competency 1	4 (+1)	1	6 (+2)	0	6 (0)	0	8 (+2)	0	5 (+3)	0
Competency 2	5 (+2)	0	5 (+4)	1	6 (0)	0	8 (+2)	0	5 (+3)	0
Competency 3	3 (0)	2	6 (+1)	0	6 (0)	0	7 (+1)	1	5 (+3)	0
Competency 4	3 (0)	2	6 (+4)	0	6 (0)	0	7 (+1)	1	5 (+3)	0
Competency 5	4 (+1)	1	6 (+2)	0	6 (+1)	0	7 (+1)	1	4 (+2)	1
Competency 6	4 (+1)	1	6 (+3)	0	6 (0)	0	7 (+2)	1	4 (+2)	1
Competency 7	4 (+2)	1	6 (+1)	0	6 (+3)	0	7 (+3)	1	4 (+2)	1
Competency 8	5 (+2)	0	6 (+2)	0	6 (0)	0	7 (+1)	1	4 (+2)	1
Competency 9			6 (+3)	0	6 (0)	0	7 (+1)	1	2 (+2)	3
Competency 10			6 (+1)	0	6 (0)	0	8 (+3)	0	4 (+2)	1
Competency 11					6 (+1)	0	8 (+5)	0	4 (+3)	1
Competency 12							8 (+4)	0		
Competency 13							8 (+3)	0		

COMPETENCYWISE PERFORMANCE - ACHIEVERS (ACH) NON ACHIEVERS (NACH)										
ENGLISH	1 Std		2 Std		3 Std		4 Std		5 Std	
	ACH	NACH	ACH	NACH	ACH	NACH	ACH	NACH	ACH	NACH
Competency 1	5 (+3)	0	6 (+2)	0	6 (0)	0	8 (+2)	0	5 (+2)	0
Competency 2	3 (0)	2	6 (+2)	0	6 (0)	0	7 (+1)	1	4 (+3)	1
Competency 3	3 (+3)	2	5 (+2)	1	6 (+4)	0	7 (+1)	1	4 (+2)	1
Competency 4	5 (+3)	0	6 (+2)	0	6 (+3)	0	7 (+1)	1	4 (+2)	1
Competency 5			6 (+2)	0	6 (0)	0	8 (+2)	0	3 (+2)	2
Competency 6					6 (0)	0	7 (+1)	1	5 (+3)	0
Competency 7					6 (+4)	0				

OVERALL ACHIEVERS AND NON-ACHIEVERS OF COMPETENCIES (% OF STUDENTS)


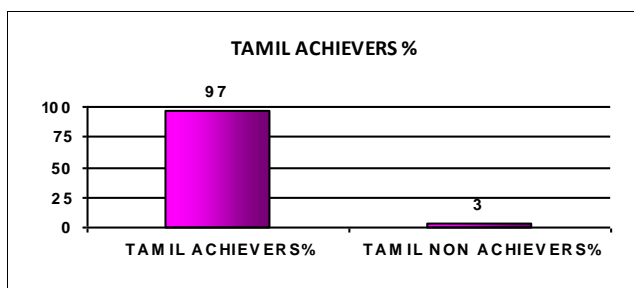


Note: Grades A,B and C are Achievers. The Values given in the brackets denote the difference between the number of Pre and Post Test Achievers. (For Example: '+2' denotes an increment of 2 students in the Post Test)

COMPETENCYWISE PERFORMANCE - ACHIEVERS (ACH) NON ACHIEVERS (NACH)										
LANGUAGE	1 Std		2 Std		3 Std		4 Std		5 Std	
	ACH	NACH	ACH	NACH	ACH	NACH	ACH	NACH	ACH	NACH
Competency 1	7 (-1)	0	4 (0)	1	11 (0)	0	3 (+1)	0	6 (+1)	0
Competency 2	7 (-1)	0	4 (+2)	1	10 (+2)	1	3 (+1)	0	6 (+1)	0
Competency 3	6 (-2)	1	4 (0)	1	11 (+2)	0	3 (+1)	0	6 (+1)	0
Competency 4	7 (-1)	0	4 (+1)	1	10 (+3)	1	2 (0)	1	6 (+1)	0
Competency 5	7 (-1)	0	4 (+1)	1	10 (0)	1	3 (+1)	0	5 (-1)	1
Competency 6	7 (0)	0	4 (+2)	1	11 (0)	0	3 (+1)	0	6 (0)	0
Competency 7	7 (+1)	0	4 (0)	1	11 (+1)	0	2 (0)	1	5 (+2)	1
Competency 8	7 (-1)	0	4 (+1)	1	11 (+2)	0	3 (+1)	0	5 (+3)	1
Competency 9			4 (+2)	1	11 (+4)	0	3 (+1)	0	3 (+3)	3
Competency 10			4 (0)	1	11 (+2)	0	3 (+1)	0	6 (+1)	0
Competency 11					10 (+2)	1	3 (+1)	0	6 (0)	0
Competency 12							2 (+1)	1		
Competency 13							3 (+1)	0		

COMPETENCYWISE PERFORMANCE - ACHIEVERS (ACH) NON ACHIEVERS (NACH)										
ENGLISH	1 Std		2 Std		3 Std		4 Std		5 Std	
	ACH	NACH	ACH	NACH	ACH	NACH	ACH	NACH	ACH	NACH
Competency 1	7 (0)	0	4 (0)	1	11 (+2)	0	3 (0)	0	6 (0)	0
Competency 2	7 (-1)	0	3 (-1)	2	11 (+5)	0	3 (+1)	0	5 (+3)	1
Competency 3	7 (+4)	0	4 (0)	1	11 (+9)	0	3 (+2)	0	4 (+1)	2
Competency 4	7 (0)	0	4 (0)	1	11 (+4)	0	3 (+2)	0	6 (+4)	0
Competency 5			3 (-1)	2	11 (+3)	0	3 (+1)	0	6 (+2)	0
Competency 6					11 (0)	0	3 (+2)	0	6 (0)	0
Competency 7					11 (+8)	0				

OVERALL ACHIEVERS AND NON-ACHIEVERS OF COMPETENCIES (% OF STUDENTS)


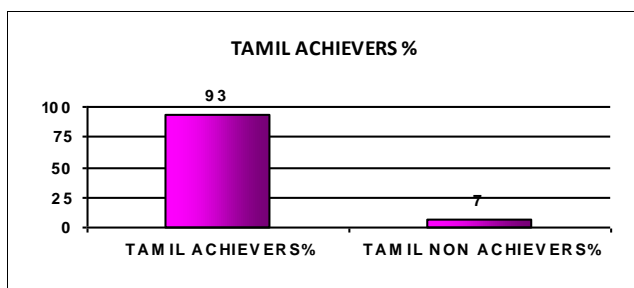


Note: Grades A,B and C are Achievers. The Values given in the brackets denote the difference between the number of Pre and Post Test Achievers. (For Example: '+2' denotes an increment of 2 students in the Post Test)

COMPETENCYWISE PERFORMANCE - ACHIEVERS (ACH) NON ACHIEVERS (NACH)										
LANGUAGE	1 Std		2 Std		3 Std		4 Std		5 Std	
	ACH	NACH	ACH	NACH	ACH	NACH	ACH	NACH	ACH	NACH
Competency 1	8 (+1)	0	9 (0)	1	4 (0)	1	14 (+2)	1	6 (0)	1
Competency 2	8 (-1)	0	7 (+1)	3	4 (0)	1	14 (+2)	1	6 (0)	1
Competency 3	4 (-1)	4	10 (-1)	0	5 (+1)	0	13 (+2)	2	6 (0)	1
Competency 4	7 (-2)	1	10 (+3)	0	4 (0)	1	15 (+7)	0	6 (+1)	1
Competency 5	7 (0)	1	10 (+2)	0	4 (-1)	1	13 (+4)	2	5 (-1)	2
Competency 6	7 (+5)	1	10 (+3)	0	4 (-1)	1	13 (0)	2	6 (0)	1
Competency 7	8 (0)	0	10 (+2)	0	5 (+1)	0	10 (-4)	5	2 (0)	5
Competency 8	8 (-1)	0	10 (-1)	0	4 (0)	1	14 (+3)	1	6 (+1)	1
Competency 9			9 (-1)	1	4 (0)	1	11 (+6)	4	1 (-1)	6
Competency 10			10 (-1)	0	4 (0)	1	12 (-1)	3	6 (0)	1
Competency 11					5 (+1)	0	13 (+9)	2	6 (-2)	1
Competency 12							15 (+1)	0		
Competency 13							14 (-1)	1		

COMPETENCYWISE PERFORMANCE - ACHIEVERS (ACH) NON ACHIEVERS (NACH)										
ENGLISH	1 Std		2 Std		3 Std		4 Std		5 Std	
	ACH	NACH	ACH	NACH	ACH	NACH	ACH	NACH	ACH	NACH
Competency 1	8 (+3)	0	10 (+1)	0	4 (0)	1	15 (0)	0	6 (-1)	1
Competency 2	6 (-1)	2	9 (-2)	1	4 (0)	1	11 (-1)	4	6 (+1)	1
Competency 3	4 (+2)	4	7 (-2)	3	4 (0)	1	12 (0)	3	5 (0)	2
Competency 4	8 (0)	0	8 (-3)	2	4 (-1)	1	11 (+2)	4	5 (0)	2
Competency 5			8 (-2)	2	4 (0)	1	15 (+2)	0	7 (0)	0
Competency 6					4 (-1)	1	9 (+1)	6	7 (0)	0
Competency 7					4 (0)	1				

OVERALL ACHIEVERS AND NON-ACHIEVERS OF COMPETENCIES (% OF STUDENTS)


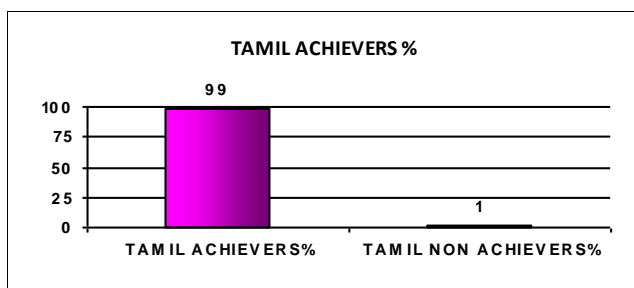


Note: Grades A,B and C are Achievers. The Values given in the brackets denote the difference between the number of Pre and Post Test Achievers. (For Example: '+2' denotes an increment of 2 students in the Post Test)

COMPETENCYWISE PERFORMANCE - ACHIEVERS (ACH) NON ACHIEVERS (NACH)										
LANGUAGE	1 Std		2 Std		3 Std		4 Std		5 Std	
	ACH	NACH	ACH	NACH	ACH	NACH	ACH	NACH	ACH	NACH
Competency 1	18 (+1)	0	5 (-1)	0	17 (0)	0	12 (+2)	0	14 (+1)	1
Competency 2	18 (-1)	0	4 (0)	1	16 (0)	1	11 (0)	1	13 (0)	2
Competency 3	18 (0)	0	5 (-1)	0	17 (+2)	0	7 (+2)	5	12 (+1)	3
Competency 4	18 (-1)	0	5 (-1)	0	17 (+2)	0	12 (+7)	0	15 (+7)	0
Competency 5	18 (0)	0	5 (-1)	0	15 (0)	2	10 (+4)	2	13 (0)	2
Competency 6	17 (+5)	1	5 (+3)	0	16 (-1)	1	11 (+1)	1	15 (+4)	0
Competency 7	18 (+4)	0	5 (+2)	0	17 (+2)	0	12 (+1)	0	12 (+3)	3
Competency 8	18 (-1)	0	5 (-1)	0	16 (0)	1	12 (+2)	0	12 (+2)	3
Competency 9			5 (-1)	0	16 (0)	1	6 (+2)	6	14 (+5)	1
Competency 10			5 (-1)	0	17 (+1)	0	11 (-1)	1	15 (+3)	0
Competency 11					17 (+2)	0	10 (+7)	2	15 (+6)	0
Competency 12							12 (+2)	0		
Competency 13							12 (+3)	0		

COMPETENCYWISE PERFORMANCE - ACHIEVERS (ACH) NON ACHIEVERS (NACH)										
ENGLISH	1 Std		2 Std		3 Std		4 Std		5 Std	
	ACH	NACH	ACH	NACH	ACH	NACH	ACH	NACH	ACH	NACH
Competency 1	18(+5)	0	5 (-1)	0	17 (+2)	0	12 (0)	0	13 (-1)	2
Competency 2	18(-1)	0	5 (-1)	0	16 (0)	1	11 (+7)	1	11 (+6)	4
Competency 3	18(+4)	0	5 (+2)	0	17 (+3)	0	12 (+8)	0	13 (-3)	2
Competency 4	17(-2)	1	5 (-1)	0	15 (+4)	2	11 (+8)	1	15 (+8)	0
Competency 5			5 (+1)	0	17 (+2)	0	12 (+2)	0	15 (+3)	0
Competency 6					17 (+4)	0	9 (+9)	3	15 (0)	0
Competency 7					16 (+3)	1				

OVERALL ACHIEVERS AND NON-ACHIEVERS OF COMPETENCIES (% OF STUDENTS)


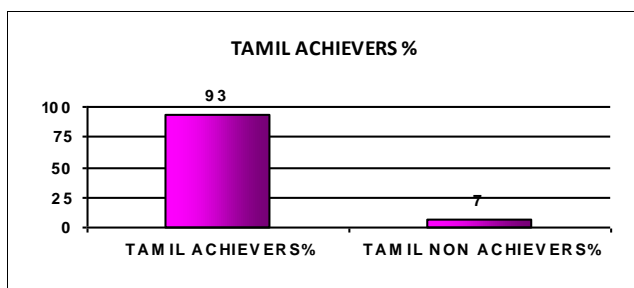


Note: Grades A,B and C are Achievers. The Values given in the brackets denote the difference between the number of Pre and Post Test Achievers. (For Example: '+2' denotes an increment of 2 students in the Post Test)

COMPETENCYWISE PERFORMANCE - ACHIEVERS (ACH) NON ACHIEVERS (NACH)										
LANGUAGE	1 Std		2 Std		3 Std		4 Std		5 Std	
	ACH	NACH	ACH	NACH	ACH	NACH	ACH	NACH	ACH	NACH
Competency 1	8 (+1)	1	3 (0)	0	6 (-1)	1	7 (0)	0	4 (0)	0
Competency 2	8 (0)	1	3 (+2)	0	6 (-1)	1	7 (+1)	0	3 (-1)	1
Competency 3	8 (+1)	1	3 (0)	0	7 (+5)	0	7 (0)	0	4 (+1)	0
Competency 4	6 (-2)	3	3 (0)	0	6 (-1)	1	6 (0)	1	4 (0)	0
Competency 5	5 (-2)	4	3 (+1)	0	6 (+5)	1	7 (+1)	0	4 (0)	0
Competency 6	6 (0)	3	3 (+2)	0	7 (+1)	0	7 (+1)	0	4 (+1)	0
Competency 7	8 (+1)	1	3 (0)	0	6 (+4)	1	6 (-1)	1	2 (-1)	2
Competency 8	8 (0)	1	3 (0)	0	6 (+1)	1	7 (+1)	0	4 (+1)	0
Competency 9			3 (0)	0	6 (-1)	1	5 (+3)	2	4 (+1)	0
Competency 10			3 (0)	0	7 (+1)	0	7 (+3)	0	4 (0)	0
Competency 11					7 (+4)	0	7 (+5)	0	4 (+1)	0
Competency 12							6 (0)	1		
Competency 13							6 (+1)	1		

COMPETENCYWISE PERFORMANCE - ACHIEVERS (ACH) NON ACHIEVERS (NACH)										
ENGLISH	1 Std		2 Std		3 Std		4 Std		5 Std	
	ACH	NACH	ACH	NACH	ACH	NACH	ACH	NACH	ACH	NACH
Competency 1	8 (+1)	1	3 (0)	0	6 (-1)	1	7 (0)	0	4 (0)	0
Competency 2	9 (+1)	0	3 (0)	0	6 (-1)	1	7 (0)	0	3 (+1)	1
Competency 3	8 (+7)	1	3 (0)	0	5 (+3)	2	6 (0)	1	3 (0)	1
Competency 4	9 (+2)	0	3 (0)	0	6 (+5)	1	7 (+2)	0	3 (0)	1
Competency 5			3 (+1)	0	7 (0)	0	7 (0)	0	4 (+1)	0
Competency 6					7 (-1)	0	6 (+1)	1	4 (+1)	0
Competency 7					6 (+3)	1				

OVERALL ACHIEVERS AND NON-ACHIEVERS OF COMPETENCIES (% OF STUDENTS)

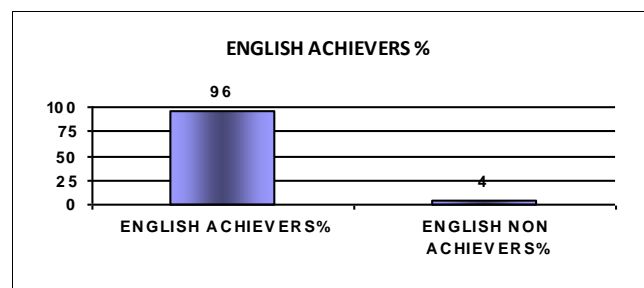
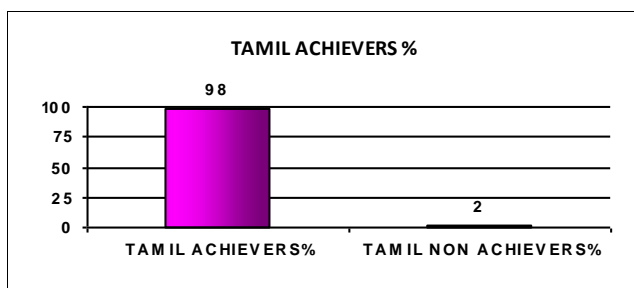


Note: Grades A,B and C are Achievers. The Values given in the brackets denote the difference between the number of Pre and Post Test Achievers. (For Example: '+2' denotes an increment of 2 students in the Post Test)

COMPETENCYWISE PERFORMANCE - ACHIEVERS (ACH) NON ACHIEVERS (NACH)										
LANGUAGE	1 Std		2 Std		3 Std		4 Std		5 Std	
	ACH	NACH	ACH	NACH	ACH	NACH	ACH	NACH	ACH	NACH
Competency 1	20 (-1)	1	7 (+1)	0	8 (0)	0	5 (0)	1	11 (+2)	0
Competency 2	21 (0)	0	6 (+1)	1	8 (0)	0	5 (0)	1	10 (+2)	1
Competency 3	19 (-2)	2	7 (0)	0	8 (0)	0	5 (0)	1	10 (+3)	1
Competency 4	20 (-1)	1	7 (+1)	0	8 (+1)	0	6 (+1)	0	10 (+3)	1
Competency 5	20 (-1)	1	6 (0)	1	8 (0)	0	6 (+1)	0	10 (+3)	1
Competency 6	20 (+1)	1	6 (+1)	1	8 (0)	0	5 (0)	1	11 (+4)	0
Competency 7	20 (+1)	1	7 (0)	0	8 (0)	0	6 (+1)	0	8 (+1)	3
Competency 8	21 (0)	0	7 (+1)	0	8 (0)	0	6 (+1)	0	10 (+2)	1
Competency 9			6 (+1)	1	8 (0)	0	5 (+2)	1	6 (-1)	5
Competency 10			7 (0)	0	8 (0)	0	5 (0)	1	9 (+4)	2
Competency 11					8 (0)	0	5 (+4)	1	11 (+4)	0
Competency 12							6 (+2)	0		
Competency 13							5 (0)	1		

COMPETENCYWISE PERFORMANCE - ACHIEVERS (ACH) NON ACHIEVERS (NACH)										
ENGLISH	1 Std		2 Std		3 Std		4 Std		5 Std	
	ACH	NACH	ACH	NACH	ACH	NACH	ACH	NACH	ACH	NACH
Competency 1	21 (0)	0	7 (0)	0	8 (0)	0	6 (+1)	0	11 (+2)	0
Competency 2	20 (-1)	1	7 (0)	0	8 (0)	0	6 (+1)	0	11 (+3)	0
Competency 3	18 (0)	3	7 (+2)	0	8 (+2)	0	5 (0)	1	11 (+2)	0
Competency 4	21 (0)	0	7 (0)	0	8 (0)	0	5 (0)	1	10 (+1)	1
Competency 5			7 (0)	0	8 (0)	0	6 (+1)	0	11 (+2)	0
Competency 6					8 (0)	0	5 (+1)	1	11 (+2)	0
Competency 7					8 (0)	0				


OVERALL ACHIEVERS AND NON-ACHIEVERS OF COMPETENCIES (% OF STUDENTS)



Note: Grades A,B and C are Achievers. The Values given in the brackets denote the difference between the number of Pre and Post Test Achievers. (For Example: '+2' denotes an increment of 2 students in the Post Test)

COMPETENCYWISE PERFORMANCE - ACHIEVERS (ACH) NON ACHIEVERS (NACH)										
LANGUAGE	1 Std		2 Std		3 Std		4 Std		5 Std	
	ACH	NACH	ACH	NACH	ACH	NACH	ACH	NACH	ACH	NACH
Competency 1	3 (0)	0	2 (-1)	0	2 (0)	0	0 (0)	0	0 (0)	0
Competency 2	3 (0)	0	2 (+1)	0	2 (0)	0	0 (0)	0	0 (0)	0
Competency 3	3 (0)	0	2 (-1)	0	2 (0)	0	0 (0)	0	0 (0)	0
Competency 4	3 (0)	0	2 (-1)	0	2 (0)	0	0 (0)	0	0 (0)	0
Competency 5	3 (0)	0	2 (-1)	0	2 (0)	0	0 (0)	0	0 (0)	0
Competency 6	3 (+1)	0	2 (+1)	0	2 (0)	0	0 (0)	0	0 (0)	0
Competency 7	3 (0)	0	2 (-1)	0	2 (0)	0	0 (0)	0	0 (0)	0
Competency 8	3 (0)	0	2 (-1)	0	2 (0)	0	0 (0)	0	0 (0)	0
Competency 9			2 (-1)	0	2 (0)	0	0 (0)	0	0 (0)	0
Competency 10			2 (-1)	0	2 (0)	0	0 (0)	0	0 (0)	0
Competency 11					2 (0)	0	0 (0)	0	0 (0)	0
Competency 12							0 (0)	0		
Competency 13							0 (0)	0		

COMPETENCYWISE PERFORMANCE - ACHIEVERS (ACH) NON ACHIEVERS (NACH)										
ENGLISH	1 Std		2 Std		3 Std		4 Std		5 Std	
	ACH	NACH	ACH	NACH	ACH	NACH	ACH	NACH	ACH	NACH
Competency 1	3 (+1)	0	2 (-1)	0	2 (0)	0	0 (0)	0	0 (0)	0
Competency 2	3 (0)	0	2 (-1)	0	2 (0)	0	0 (0)	0	0 (0)	0
Competency 3	3 (0)	0	2 (-1)	0	1 (+1)	1	0 (0)	0	0 (0)	0
Competency 4	3 (0)	0	2 (-1)	0	2 (+1)	0	0 (0)	0	0 (0)	0
Competency 5			2 (-1)	0	2 (+2)	0	0 (0)	0	0 (0)	0
Competency 6					2 (0)	0	0 (0)	0	0 (0)	0
Competency 7					2 (+2)	0				

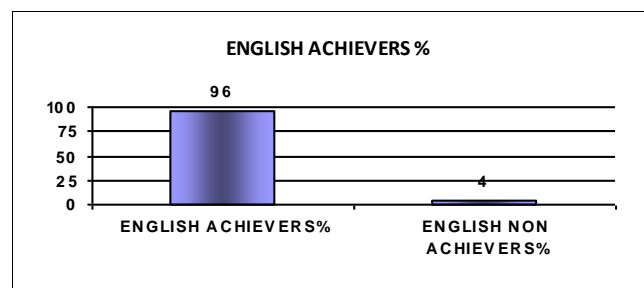
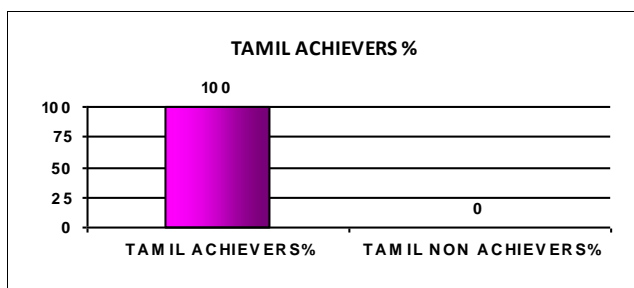


Note: Grades A,B and C are Achievers. The Values given in the brackets denote the difference between the number of Pre and Post Test Achievers. (For Example: '+2' denotes an increment of 2 students in the Post Test)

COMPETENCYWISE PERFORMANCE - ACHIEVERS (ACH) NON ACHIEVERS (NACH)										
LANGUAGE	1 Std		2 Std		3 Std		4 Std		5 Std	
	ACH	NACH	ACH	NACH	ACH	NACH	ACH	NACH	ACH	NACH
Competency 1	14 (0)	0	12 (+4)	0	10 (+1)	0	10 (+3)	0	7 (0)	0
Competency 2	14 (0)	0	12 (+8)	0	10 (+2)	0	8 (+1)	2	7 (0)	0
Competency 3	14 (+2)	0	12 (+3)	0	10 (+1)	0	9 (+2)	1	7 (0)	0
Competency 4	14 (+1)	0	12 (+2)	0	10 (+2)	0	10 (+3)	0	7 (+1)	0
Competency 5	12 (-1)	2	12 (+3)	0	8 (+2)	2	10 (+3)	0	5 (0)	2
Competency 6	14 (+1)	0	12 (+8)	0	10 (+1)	0	10 (+4)	0	7 (+2)	0
Competency 7	13 (+3)	1	12 (+5)	0	9 (+1)	1	10 (+3)	0	6 (+2)	1
Competency 8	14 (0)	0	12 (+3)	0	10 (+2)	0	10 (+3)	0	7 (+2)	0
Competency 9			12 (+5)	0	9 (0)	1	10 (+6)	0	7 (+7)	0
Competency 10			12 (+2)	0	10 (+2)	0	10 (+2)	0	7 (+3)	0
Competency 11					10 (+2)	0	8 (+5)	2	7 (+3)	0
Competency 12							10 (-1)	0		
Competency 13							10 (+2)	0		

COMPETENCYWISE PERFORMANCE - ACHIEVERS (ACH) NON ACHIEVERS (NACH)										
ENGLISH	1 Std		2 Std		3 Std		4 Std		5 Std	
	ACH	NACH	ACH	NACH	ACH	NACH	ACH	NACH	ACH	NACH
Competency 1	13(+2)	1	12 (+3)	0	10 (+1)	0	8 (-2)	2	7 (0)	0
Competency 2	14(+1)	0	12 (+3)	0	10 (+1)	0	8 (+3)	2	7 (+2)	0
Competency 3	7 (+3)	7	12 (+9)	0	8 (+1)	2	9 (+4)	1	7 (+2)	0
Competency 4	10(-3)	4	12 (+8)	0	9 (+1)	1	10 (+3)	0	7 (+2)	0
Competency 5			12 (+6)	0	10 (+1)	0	10 (-1)	0	7 (+2)	0
Competency 6					10 (+1)	0	8 (+3)	2	7 (0)	0
Competency 7					9 (+2)	1				

OVERALL ACHIEVERS AND NON-ACHIEVERS OF COMPETENCIES (% OF STUDENTS)


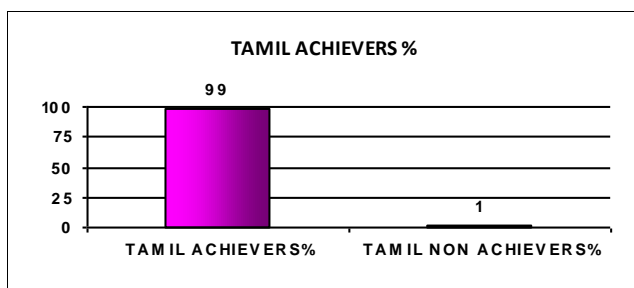


Note: Grades A,B and C are Achievers. The Values given in the brackets denote the difference between the number of Pre and Post Test Achievers. (For Example: '+2' denotes an increment of 2 students in the Post Test)

COMPETENCYWISE PERFORMANCE - ACHIEVERS (ACH) NON ACHIEVERS (NACH)										
LANGUAGE	1 Std		2 Std		3 Std		4 Std		5 Std	
	ACH	NACH	ACH	NACH	ACH	NACH	ACH	NACH	ACH	NACH
Competency 1	18 (+2)	0	22 (+5)	2	18 (+3)	1	23 (+6)	0	24 (+5)	1
Competency 2	18 (0)	0	21(+19)	3	16 (+6)	3	22 (+7)	1	22 (+9)	3
Competency 3	16 (-1)	2	24 (+2)	0	18 (+5)	1	15 (+1)	8	20 (+10)	5
Competency 4	18 (0)	0	23 (+4)	1	16 (+7)	3	23 (+10)	0	24 (+14)	1
Competency 5	18 (+1)	0	23 (+1)	1	18 (+2)	1	23 (+6)	0	20 (-4)	5
Competency 6	16 (+4)	2	22(+20)	2	19 (+5)	0	23 (+1)	0	24 (+7)	1
Competency 7	18 (+4)	0	24 (+6)	0	19 (+4)	0	23 (0)	0	16 (+12)	9
Competency 8	18 (0)	0	22 (+3)	2	19 (+10)	0	20 (+3)	3	22 (+17)	3
Competency 9			23(+14)	1	15 (+4)	4	8 (+4)	15	22 (+13)	3
Competency 10			24 (+3)	0	19 (+8)	0	23 (+4)	0	24 (0)	1
Competency 11					19 (+4)	0	20 (+2)	3	23 (-1)	2
Competency 12							23 (0)	0		
Competency 13							23 (0)	0		

COMPETENCYWISE PERFORMANCE - ACHIEVERS (ACH) NON ACHIEVERS (NACH)										
ENGLISH	1 Std		2 Std		3 Std		4 Std		5 Std	
	ACH	NACH	ACH	NACH	ACH	NACH	ACH	NACH	ACH	NACH
Competency 1	16(+2)	2	24 (+6)	0	18 (+3)	1	23 (+1)	0	24 (+1)	1
Competency 2	17(-1)	1	24 (+2)	0	19(+12)	0	23 (0)	0	21(+10)	4
Competency 3	18(+4)	0	24 (+3)	0	13(+12)	6	23 (+1)	0	25 (+8)	0
Competency 4	17 (0)	1	24 (+2)	0	14(+11)	5	23 (+2)	0	24(+14)	1
Competency 5			24 (+2)	0	14 (-3)	5	23 (0)	0	23 (-2)	2
Competency 6					18 (+3)	1	19 (+9)	4	25 (+5)	0
Competency 7					12(+11)	7				


OVERALL ACHIEVERS AND NON-ACHIEVERS OF COMPETENCIES (% OF STUDENTS)



Note: Grades A,B and C are Achievers. The Values given in the brackets denote the difference between the number of Pre and Post Test Achievers. (For Example: '+2' denotes an increment of 2 students in the Post Test)

COMPETENCYWISE PERFORMANCE - ACHIEVERS (ACH) NON ACHIEVERS (NACH)										
LANGUAGE	1 Std		2 Std		3 Std		4 Std		5 Std	
	ACH	NACH	ACH	NACH	ACH	NACH	ACH	NACH	ACH	NACH
Competency 1	5 (0)	0	3 (0)	0	7 (+1)	0	3 (+1)	0	6 (0)	0
Competency 2	5 (0)	0	1 (0)	2	7 (+2)	0	3 (+1)	0	6 (0)	0
Competency 3	5 (+4)	0	3 (+1)	0	6 (0)	1	2 (0)	1	6 (+1)	0
Competency 4	5 (0)	0	3 (+1)	0	7 (+3)	0	3 (+1)	0	6 (0)	0
Competency 5	5 (+1)	0	3 (+2)	0	4 (-1)	3	2 (0)	1	6 (0)	0
Competency 6	3 (0)	2	2 (+1)	1	7 (+2)	0	2 (-1)	1	6 (0)	0
Competency 7	5 (0)	0	3 (0)	0	7 (+1)	0	3 (0)	0	5 (0)	1
Competency 8	5 (0)	0	3 (0)	0	7 (+2)	0	3 (0)	0	6 (+1)	0
Competency 9			3 (0)	0	7 (+1)	0	2 (0)	1	0 (-5)	6
Competency 10			3 (0)	0	7 (+1)	0	3 (+1)	0	6 (+3)	0
Competency 11					7 (+1)	0	2 (+1)	1	6 (+1)	0
Competency 12							3 (0)	0		
Competency 13							3 (0)	0		

COMPETENCYWISE PERFORMANCE - ACHIEVERS (ACH) NON ACHIEVERS (NACH)										
ENGLISH	1 Std		2 Std		3 Std		4 Std		5 Std	
	ACH	NACH	ACH	NACH	ACH	NACH	ACH	NACH	ACH	NACH
Competency 1	5 (0)	0	3 (+2)	0	7 (+1)	0	3 (0)	0	6 (0)	0
Competency 2	5 (0)	0	3 (+1)	0	7 (+4)	0	3 (0)	0	6 (0)	0
Competency 3	2 (+2)	3	3 (+1)	0	5 (+5)	2	3 (+1)	0	6 (0)	0
Competency 4	5 (0)	0	3 (0)	0	5 (+5)	2	3 (0)	0	6 (0)	0
Competency 5			3 (+1)	0	6 (0)	1	3 (0)	0	6 (0)	0
Competency 6					6 (0)	1	3 (+1)	0	6 (0)	0
Competency 7					5 (+3)	2				


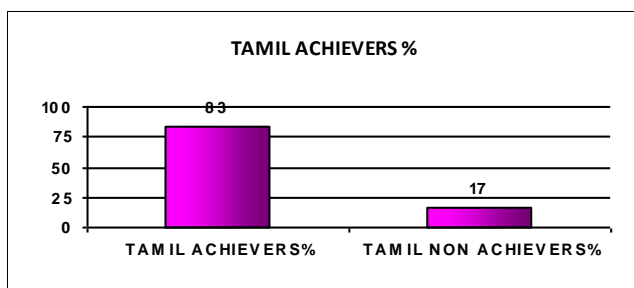


Note: Grades A,B and C are Achievers. The Values given in the brackets denote the difference between the number of Pre and Post Test Achievers. (For Example: '+2' denotes an increment of 2 students in the Post Test)

COMPETENCYWISE PERFORMANCE - ACHIEVERS (ACH) NON ACHIEVERS (NACH)										
LANGUAGE	1 Std		2 Std		3 Std		4 Std		5 Std	
	ACH	NACH	ACH	NACH	ACH	NACH	ACH	NACH	ACH	NACH
Competency 1	6 (0)	1	3 (0)	0	3 (-2)	0	6 (+2)	0	3 (0)	1
Competency 2	7 (0)	0	2 (+2)	1	2 (0)	1	4 (0)	2	2 (0)	2
Competency 3	6 (+2)	1	3 (0)	0	3 (0)	0	4 (0)	2	2 (0)	2
Competency 4	7 (0)	0	2 (0)	1	2 (+2)	1	4 (0)	2	2 (0)	2
Competency 5	7 (+5)	0	3 (0)	0	0 (-4)	3	4 (0)	2	0 (-1)	4
Competency 6	5 (+3)	2	1 (0)	2	3 (-2)	0	4 (0)	2	3 (0)	1
Competency 7	7 (+6)	0	3 (+1)	0	3 (0)	0	4 (-2)	2	0 (0)	4
Competency 8	7 (+1)	0	3 (+1)	0	2 (-1)	1	5 (+3)	1	0 (-1)	4
Competency 9			2 (0)	1	2 (+1)	1	5 (+1)	1	4 (+4)	0
Competency 10			3 (0)	0	3 (-1)	0	5 (+2)	1	1 (0)	3
Competency 11					3 (-2)	0	4 (+4)	2	0 (-3)	4
Competency 12							5 (+2)	1		
Competency 13							4 (-1)	2		

COMPETENCYWISE PERFORMANCE - ACHIEVERS (ACH) NON ACHIEVERS (NACH)										
ENGLISH	1 Std		2 Std		3 Std		4 Std		5 Std	
	ACH	NACH	ACH	NACH	ACH	NACH	ACH	NACH	ACH	NACH
Competency 1	7 (+6)	0	2 (+2)	1	3 (0)	0	6 (0)	0	4 (-1)	0
Competency 2	6 (+2)	1	3 (0)	0	2 (-1)	1	5 (+3)	1	2 (+2)	2
Competency 3	3 (+1)	4	1 (+1)	2	0 (0)	3	5 (+2)	1	0 (0)	4
Competency 4	6 (+4)	1	1 (-1)	2	0 (0)	3	4 (+2)	2	0 (0)	4
Competency 5			3 (0)	0	3 (-1)	0	6 (-1)	0	3 (+1)	1
Competency 6					3 (-2)	0	5 (+5)	1	3 (+3)	1
Competency 7					0 (-2)	3				

OVERALL ACHIEVERS AND NON-ACHIEVERS OF COMPETENCIES (% OF STUDENTS)



Note: Grades A,B and C are Achievers. The Values given in the brackets denote the difference between the number of Pre and Post Test Achievers. (For Example: '+2' denotes an increment of 2 students in the Post Test)

COMPETENCYWISE PERFORMANCE - ACHIEVERS (ACH) NON ACHIEVERS (NACH)										
LANGUAGE	1 Std		2 Std		3 Std		4 Std		5 Std	
	ACH	NACH	ACH	NACH	ACH	NACH	ACH	NACH	ACH	NACH
Competency 1	5 (+3)	1	5 (+3)	1	12 (+3)	1	6 (+4)	0	4 (+2)	0
Competency 2	6 (+3)	0	1 (+1)	5	11 (+7)	2	6 (+5)	0	3 (+2)	1
Competency 3	5 (+3)	1	5 (+3)	1	12 (+7)	1	5 (+3)	1	4 (+3)	0
Competency 4	6 (+3)	0	5 (+5)	1	8 (+7)	5	6 (+5)	0	3 (+3)	1
Competency 5	6 (+5)	0	2 (+1)	4	10 (+8)	3	6 (+5)	0	3 (+1)	1
Competency 6	6 (+3)	0	1 (+1)	5	12 (+6)	1	6 (+5)	0	4 (+4)	0
Competency 7	5 (+4)	1	6 (+4)	0	12 (+7)	1	6 (+4)	0	3 (+3)	1
Competency 8	6 (+3)	0	5 (+5)	1	11 (+8)	2	6 (+4)	0	3 (+3)	1
Competency 9			3 (+3)	3	11 (+6)	2	2 (+2)	4	4 (+4)	0
Competency 10			6 (+2)	0	10 (+8)	3	6 (+5)	0	4 (+3)	0
Competency 11					12 (+7)	1	5 (+3)	1	4 (+3)	0
Competency 12							6 (+2)	0		
Competency 13							6 (+3)	0		

COMPETENCYWISE PERFORMANCE - ACHIEVERS (ACH) NON ACHIEVERS (NACH)										
ENGLISH	1 Std		2 Std		3 Std		4 Std		5 Std	
	ACH	NACH	ACH	NACH	ACH	NACH	ACH	NACH	ACH	NACH
Competency 1	5 (+4)	1	6 (+4)	0	13 (+5)	0	6 (+1)	0	4 (+1)	0
Competency 2	6 (+5)	0	5 (+3)	1	11(+10)	2	6 (+6)	0	3 (+3)	1
Competency 3	5 (+5)	1	2 (+2)	4	7 (+7)	6	6 (+6)	0	4 (+4)	0
Competency 4	6 (+5)	0	6 (+6)	0	5 (+4)	8	6 (+4)	0	4 (+4)	0
Competency 5			6 (+5)	0	12 (+9)	1	6 (+3)	0	4 (+2)	0
Competency 6					10 (+3)	3	6 (+6)	0	4 (+2)	0
Competency 7					5 (+3)	8				

OVERALL ACHIEVERS AND NON-ACHIEVERS OF COMPETENCIES (% OF STUDENTS)

