
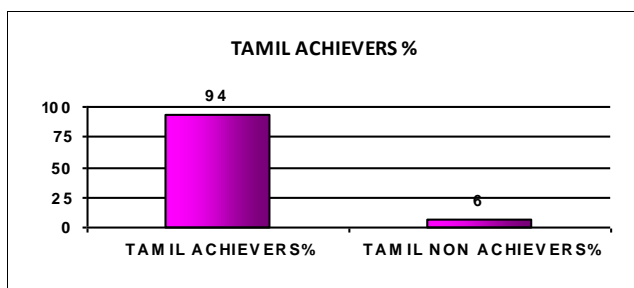


Note: Grades A,B and C are Achievers. The Values given in the brackets denote the difference between the number of Pre and Post Test Achievers. (For Example: '+2' denotes an increment of 2 students in the Post Test)

COMPETENCYWISE PERFORMANCE - ACHIEVERS (ACH) NON ACHIEVERS (NACH)										
LANGUAGE	1 Std		2 Std		3 Std		4 Std		5 Std	
	ACH	NACH	ACH	NACH	ACH	NACH	ACH	NACH	ACH	NACH
Competency 1	10 (+5)	1	9 (+1)	2	17 (+5)	0	16 (+1)	4	12 (+3)	0
Competency 2	11 (+1)	0	9 (+4)	2	13 (+8)	4	16 (+1)	4	12 (+4)	0
Competency 3	3 (-4)	8	11 (+3)	0	17 (+7)	0	16 (+1)	4	12 (+4)	0
Competency 4	10 (0)	1	11 (+4)	0	15 (+13)	2	20 (+5)	0	11 (+2)	1
Competency 5	11 (+5)	0	11 (+4)	0	9 (-3)	8	16 (+1)	4	12 (+2)	0
Competency 6	10 (+2)	1	9 (+4)	2	17 (+9)	0	16 (-1)	4	12 (+5)	0
Competency 7	9 (+4)	2	11 (+3)	0	17 (+3)	0	20 (+3)	0	11 (+5)	1
Competency 8	11 (+1)	0	11 (+4)	0	15 (+11)	2	17 (+6)	3	12 (+4)	0
Competency 9			11 (+3)	0	14 (+6)	3	13 (+7)	7	12 (+2)	0
Competency 10			11 (+3)	0	17 (+12)	0	19 (+6)	1	12 (+5)	0
Competency 11					17 (+11)	0	16 (+3)	4	12 (+3)	0
Competency 12							20 (+4)	0		
Competency 13							20 (+3)	0		

COMPETENCYWISE PERFORMANCE - ACHIEVERS (ACH) NON ACHIEVERS (NACH)										
ENGLISH	1 Std		2 Std		3 Std		4 Std		5 Std	
	ACH	NACH	ACH	NACH	ACH	NACH	ACH	NACH	ACH	NACH
Competency 1	10(+4)	1	11 (+3)	0	17 (+2)	0	16 (+4)	4	11 (+1)	1
Competency 2	10 (0)	1	11 (+4)	0	17(+14)	0	18 (+5)	2	11 (+7)	1
Competency 3	1 (-3)	10	9 (+3)	2	16(+16)	1	15 (+6)	5	12 (+2)	0
Competency 4	8 (+1)	3	11 (+4)	0	15(+15)	2	10 (-3)	10	11 (+1)	1
Competency 5			11 (+3)	0	16 (+8)	1	20 (+2)	0	12 (+2)	0
Competency 6					17 (+9)	0	14 (+6)	6	12 (+1)	0
Competency 7					16(+16)	1				

OVERALL ACHIEVERS AND NON-ACHIEVERS OF COMPETENCIES (% OF STUDENTS)


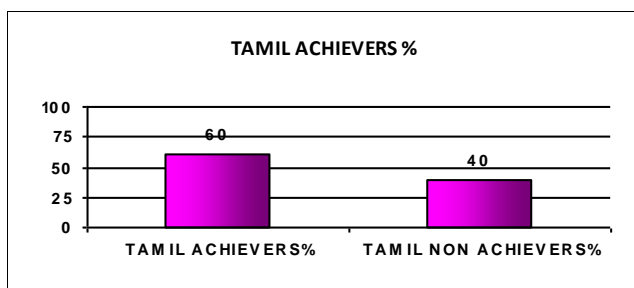


Note: Grades A,B and C are Achievers. The Values given in the brackets denote the difference between the number of Pre and Post Test Achievers. (For Example: '+2' denotes an increment of 2 students in the Post Test)

COMPETENCYWISE PERFORMANCE - ACHIEVERS (ACH) NON ACHIEVERS (NACH)										
LANGUAGE	1 Std		2 Std		3 Std		4 Std		5 Std	
	ACH	NACH	ACH	NACH	ACH	NACH	ACH	NACH	ACH	NACH
Competency 1	0 (-1)	0	1 (0)	0	0 (0)	0	1 (+1)	0	1 (-2)	2
Competency 2	0 (-1)	0	1 (+1)	0	0 (0)	0	1 (+1)	0	1 (-2)	2
Competency 3	0 (-1)	0	1 (0)	0	0 (0)	0	0 (0)	1	1 (-2)	2
Competency 4	0 (-1)	0	1 (0)	0	0 (0)	0	0 (0)	1	1 (-1)	2
Competency 5	0 (-1)	0	1 (0)	0	0 (0)	0	0 (0)	1	1 (-2)	2
Competency 6	0 (-1)	0	1 (0)	0	0 (0)	0	0 (-1)	1	1 (-1)	2
Competency 7	0 (-1)	0	1 (0)	0	0 (0)	0	1 (+1)	0	1 (0)	2
Competency 8	0 (-1)	0	1 (0)	0	0 (0)	0	1 (+1)	0	1 (-2)	2
Competency 9			1 (0)	0	0 (0)	0	0 (0)	1	1 (-3)	2
Competency 10			1 (0)	0	0 (0)	0	0 (0)	1	2 (+2)	1
Competency 11					0 (0)	0	0 (-1)	1	3 (0)	0
Competency 12							1 (0)	0		
Competency 13							1 (+1)	0		

COMPETENCYWISE PERFORMANCE - ACHIEVERS (ACH) NON ACHIEVERS (NACH)										
ENGLISH	1 Std		2 Std		3 Std		4 Std		5 Std	
	ACH	NACH	ACH	NACH	ACH	NACH	ACH	NACH	ACH	NACH
Competency 1	0 (0)	0	1 (0)	0	0 (0)	0	1 (0)	0	3 (0)	0
Competency 2	0 (-1)	0	0 (0)	1	0 (0)	0	1 (+1)	0	1 (-1)	2
Competency 3	0 (-1)	0	1 (+1)	0	0 (0)	0	0 (0)	1	1 (-1)	2
Competency 4	0 (-1)	0	1 (0)	0	0 (0)	0	1 (0)	0	2 (-1)	1
Competency 5			1 (0)	0	0 (0)	0	1 (+1)	0	1 (0)	2
Competency 6					0 (0)	0	0 (0)	1	3 (0)	0
Competency 7					0 (0)	0				

OVERALL ACHIEVERS AND NON-ACHIEVERS OF COMPETENCIES (% OF STUDENTS)


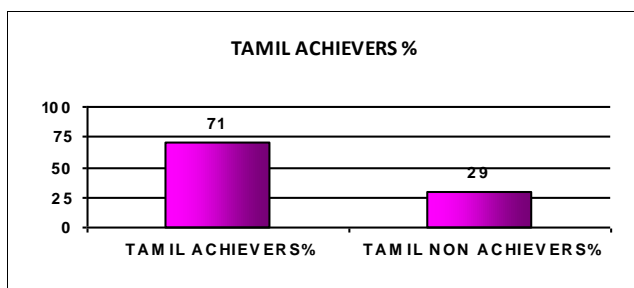


Note: Grades A,B and C are Achievers. The Values given in the brackets denote the difference between the number of Pre and Post Test Achievers. (For Example: '+2' denotes an increment of 2 students in the Post Test)

COMPETENCYWISE PERFORMANCE - ACHIEVERS (ACH) NON ACHIEVERS (NACH)										
LANGUAGE	1 Std		2 Std		3 Std		4 Std		5 Std	
	ACH	NACH	ACH	NACH	ACH	NACH	ACH	NACH	ACH	NACH
Competency 1	2 (0)	0	2 (+1)	0	1 (-1)	1	3 (+2)	0	3 (-1)	2
Competency 2	1 (-3)	1	1 (0)	1	1 (+1)	1	2 (0)	1	3 (+1)	2
Competency 3	1 (-1)	1	2 (+1)	0	1 (0)	1	1 (0)	2	4 (+2)	1
Competency 4	1 (-3)	1	2 (+1)	0	0 (0)	2	3 (+2)	0	3 (0)	2
Competency 5	2 (-1)	0	1 (0)	1	0 (-2)	2	2 (+1)	1	4 (+1)	1
Competency 6	1 (-1)	1	1 (0)	1	1 (-2)	1	2 (-1)	1	0 (-2)	5
Competency 7	0 (-1)	2	2 (+2)	0	1 (0)	1	1 (-1)	2	1 (-3)	4
Competency 8	2 (-2)	0	2 (0)	0	1 (0)	1	3 (+2)	0	3 (-1)	2
Competency 9			1 (0)	1	1 (-1)	1	1 (0)	2	5 (+3)	0
Competency 10			2 (0)	0	2 (+1)	0	3 (+1)	0	5 (+5)	0
Competency 11					2 (-2)	0	2 (0)	1	0 (-3)	5
Competency 12							3 (0)	0		
Competency 13							1 (-2)	2		

COMPETENCYWISE PERFORMANCE - ACHIEVERS (ACH) NON ACHIEVERS (NACH)										
ENGLISH	1 Std		2 Std		3 Std		4 Std		5 Std	
	ACH	NACH	ACH	NACH	ACH	NACH	ACH	NACH	ACH	NACH
Competency 1	0 (-2)	2	1 (0)	1	2 (0)	0	3 (0)	0	5 (+2)	0
Competency 2	0 (-4)	2	2 (0)	0	0 (-1)	2	3 (+3)	0	2 (+2)	3
Competency 3	0 (0)	2	0 (0)	2	0 (0)	2	2 (0)	1	1 (+1)	4
Competency 4	0 (-2)	2	0 (0)	2	0 (0)	2	2 (+1)	1	2 (+2)	3
Competency 5			0 (0)	2	2 (-1)	0	3 (+1)	0	1 (-1)	4
Competency 6					1 (-3)	1	1 (0)	2	4 (+2)	1
Competency 7					0 (0)	2				

OVERALL ACHIEVERS AND NON-ACHIEVERS OF COMPETENCIES (% OF STUDENTS)


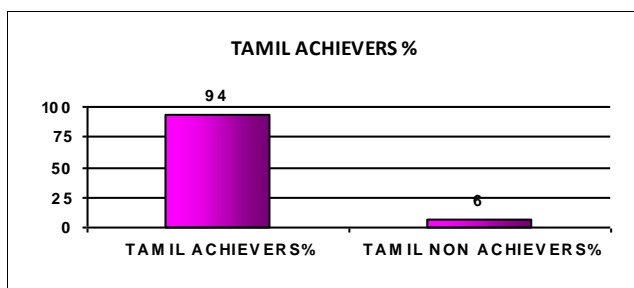


Note: Grades A,B and C are Achievers. The Values given in the brackets denote the difference between the number of Pre and Post Test Achievers. (For Example: '+2' denotes an increment of 2 students in the Post Test)

COMPETENCYWISE PERFORMANCE - ACHIEVERS (ACH) NON ACHIEVERS (NACH)										
LANGUAGE	1 Std		2 Std		3 Std		4 Std		5 Std	
	ACH	NACH	ACH	NACH	ACH	NACH	ACH	NACH	ACH	NACH
Competency 1	9 (0)	1	19 (+2)	1	15 (-3)	1	10 (0)	0	11 (-1)	0
Competency 2	10 (-1)	0	15 (+8)	5	10 (-6)	6	10 (+1)	0	10 (-2)	1
Competency 3	7 (-3)	3	18 (-2)	2	12 (-5)	4	9 (0)	1	10 (-2)	1
Competency 4	10 (-1)	0	19 (0)	1	10 (-1)	6	10 (+1)	0	11 (+1)	0
Competency 5	10 (+2)	0	19 (+1)	1	11 (-2)	5	8 (-1)	2	11 (0)	0
Competency 6	8 (+4)	2	15(+10)	5	13 (-3)	3	7 (-4)	3	11 (-1)	0
Competency 7	8 (0)	2	19 (+7)	1	15 (+4)	1	9 (-2)	1	11 (-1)	0
Competency 8	10 (0)	0	19 (-1)	1	13 (-1)	3	10 (0)	0	10 (0)	1
Competency 9			18 (+2)	2	12 (0)	4	10 (-1)	0	8 (+8)	3
Competency 10			19 (0)	1	12 (+2)	4	10 (-1)	0	10 (+2)	1
Competency 11					15 (+5)	1	8 (-3)	2	9 (-2)	2
Competency 12							10 (-1)	0		
Competency 13							10 (-1)	0		

COMPETENCYWISE PERFORMANCE - ACHIEVERS (ACH) NON ACHIEVERS (NACH)										
ENGLISH	1 Std		2 Std		3 Std		4 Std		5 Std	
	ACH	NACH	ACH	NACH	ACH	NACH	ACH	NACH	ACH	NACH
Competency 1	9 (+2)	1	19 (0)	1	15 (-1)	1	10 (-1)	0	11 (-1)	0
Competency 2	9 (-2)	1	19 (+1)	1	9 (-4)	7	10 (-1)	0	11 (-1)	0
Competency 3	8 (+4)	2	19 (+3)	1	10 (+4)	6	8 (-1)	2	11 (-1)	0
Competency 4	8 (-3)	2	19 (+1)	1	8 (-4)	8	10 (-1)	0	10 (-2)	1
Competency 5			19 (-1)	1	6 (-10)	10	10 (-1)	0	11 (0)	0
Competency 6					13 (-3)	3	8 (-1)	2	10 (-1)	1
Competency 7					7 (0)	9				


OVERALL ACHIEVERS AND NON-ACHIEVERS OF COMPETENCIES (% OF STUDENTS)



Note: Grades A,B and C are Achievers. The Values given in the brackets denote the difference between the number of Pre and Post Test Achievers. (For Example: '+2' denotes an increment of 2 students in the Post Test)

COMPETENCYWISE PERFORMANCE - ACHIEVERS (ACH) NON ACHIEVERS (NACH)										
LANGUAGE	1 Std		2 Std		3 Std		4 Std		5 Std	
	ACH	NACH	ACH	NACH	ACH	NACH	ACH	NACH	ACH	NACH
Competency 1	6 (0)	0	15 (+1)	0	10 (0)	0	14 (+3)	1	19 (0)	2
Competency 2	6 (-5)	0	14(+11)	1	10 (0)	0	14 (+3)	1	16 (+1)	5
Competency 3	3 (-2)	3	15 (-2)	0	10 (0)	0	13 (+2)	2	18 (+4)	3
Competency 4	6 (-5)	0	15 (-1)	0	10 (+1)	0	14 (+4)	1	18 (+4)	3
Competency 5	6 (-5)	0	15 (+3)	0	10 (+1)	0	14 (+3)	1	15 (-3)	6
Competency 6	6 (-3)	0	15(+12)	0	10 (0)	0	13 (-1)	2	21 (0)	0
Competency 7	5 (+5)	1	15 (-3)	0	10 (0)	0	12 (-4)	3	14 (+4)	7
Competency 8	6 (-5)	0	15 (-3)	0	10 (0)	0	14 (+1)	1	16 (-1)	5
Competency 9			15 (-1)	0	10 (0)	0	11 (+2)	4	19 (0)	2
Competency 10			15 (-2)	0	10 (0)	0	12 (-3)	3	21 (0)	0
Competency 11					10 (0)	0	13 (+1)	2	21 (-1)	0
Competency 12							15 (-1)	0		
Competency 13							13 (-2)	2		

COMPETENCYWISE PERFORMANCE - ACHIEVERS (ACH) NON ACHIEVERS (NACH)										
ENGLISH	1 Std		2 Std		3 Std		4 Std		5 Std	
	ACH	NACH	ACH	NACH	ACH	NACH	ACH	NACH	ACH	NACH
Competency 1	6 (-1)	0	15 (-1)	0	10 (0)	0	15 (-1)	0	19 (-3)	2
Competency 2	6 (-5)	0	15 (-3)	0	10 (+1)	0	12 (+2)	3	16(+13)	5
Competency 3	0 (-1)	6	15 (+1)	0	10 (+3)	0	15 (+4)	0	14 (0)	7
Competency 4	6 (-3)	0	15 (-3)	0	10 (0)	0	14 (0)	1	16 (+2)	5
Competency 5			15 (-3)	0	9 (-1)	1	15 (-1)	0	21 (0)	0
Competency 6					10 (0)	0	11 (+1)	4	21 (0)	0
Competency 7					10 (+2)	0				


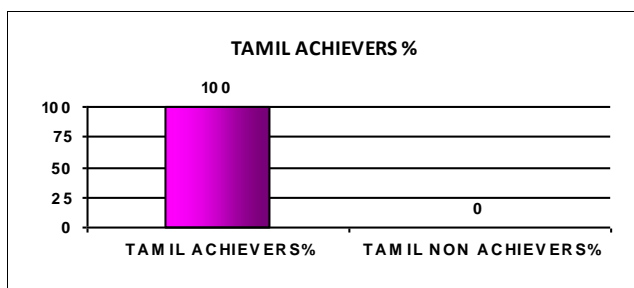


Note: Grades A,B and C are Achievers. The Values given in the brackets denote the difference between the number of Pre and Post Test Achievers. (For Example: '+2' denotes an increment of 2 students in the Post Test)

COMPETENCYWISE PERFORMANCE - ACHIEVERS (ACH) NON ACHIEVERS (NACH)										
LANGUAGE	1 Std		2 Std		3 Std		4 Std		5 Std	
	ACH	NACH	ACH	NACH	ACH	NACH	ACH	NACH	ACH	NACH
Competency 1	5 (+1)	0	6 (0)	0	10 (+1)	1	7 (-1)	0	8 (+2)	0
Competency 2	5 (0)	0	6 (+1)	0	7 (-1)	4	7 (0)	0	7 (+1)	1
Competency 3	5 (0)	0	5 (-1)	1	11 (+3)	0	7 (0)	0	7 (+1)	1
Competency 4	5 (0)	0	6 (0)	0	10 (+1)	1	7 (0)	0	8 (+3)	0
Competency 5	5 (0)	0	6 (0)	0	10 (-1)	1	7 (0)	0	6 (-2)	2
Competency 6	5 (+2)	0	6 (+1)	0	11 (+1)	0	7 (+1)	0	8 (+1)	0
Competency 7	5 (0)	0	6 (0)	0	10 (0)	1	6 (0)	1	7 (+4)	1
Competency 8	5 (0)	0	6 (0)	0	10 (+1)	1	6 (-1)	1	6 (+2)	2
Competency 9			6 (0)	0	8 (-1)	3	6 (+2)	1	5 (+3)	3
Competency 10			6 (0)	0	11 (+3)	0	7 (+1)	0	8 (+1)	0
Competency 11					11 (0)	0	7 (+3)	0	7 (0)	1
Competency 12							6 (+1)	1		
Competency 13							7 (+3)	0		

COMPETENCYWISE PERFORMANCE - ACHIEVERS (ACH) NON ACHIEVERS (NACH)										
ENGLISH	1 Std		2 Std		3 Std		4 Std		5 Std	
	ACH	NACH	ACH	NACH	ACH	NACH	ACH	NACH	ACH	NACH
Competency 1	5 (+1)	0	6 (0)	0	10 (0)	1	7 (-1)	0	8 (0)	0
Competency 2	5 (0)	0	6 (0)	0	10 (+1)	1	5 (+1)	2	5 (0)	3
Competency 3	5 (+1)	0	6 (+1)	0	8 (+1)	3	5 (-2)	2	7 (+2)	1
Competency 4	5 (0)	0	6 (+1)	0	10 (+3)	1	6 (0)	1	7 (+1)	1
Competency 5			6 (+2)	0	10 (0)	1	7 (0)	0	8 (0)	0
Competency 6					11 (0)	0	5 (+1)	2	8 (0)	0
Competency 7					8 (+1)	3				

OVERALL ACHIEVERS AND NON-ACHIEVERS OF COMPETENCIES (% OF STUDENTS)


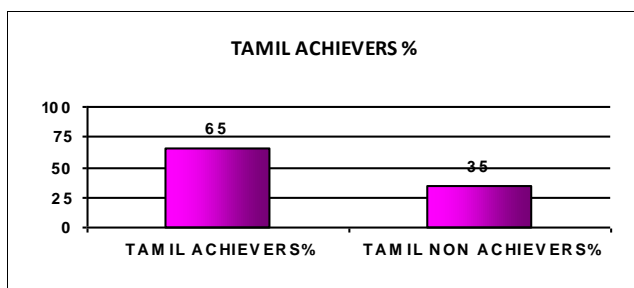


Note: Grades A,B and C are Achievers. The Values given in the brackets denote the difference between the number of Pre and Post Test Achievers. (For Example: '+2' denotes an increment of 2 students in the Post Test)

COMPETENCYWISE PERFORMANCE - ACHIEVERS (ACH) NON ACHIEVERS (NACH)										
LANGUAGE	1 Std		2 Std		3 Std		4 Std		5 Std	
	ACH	NACH	ACH	NACH	ACH	NACH	ACH	NACH	ACH	NACH
Competency 1	6 (+1)	3	11 (+5)	5	3 (-4)	2	10 (+3)	1	11 (+1)	3
Competency 2	6 (-1)	3	5 (+5)	11	3 (-1)	2	3 (0)	8	9 (+5)	5
Competency 3	4 (-2)	5	8 (-5)	8	3 (-1)	2	2 (-1)	9	11 (+7)	3
Competency 4	7 (+1)	2	12 (+7)	4	2 (+1)	3	7 (+3)	4	9 (+3)	5
Competency 5	8 (+2)	1	10 (+3)	6	1 (-4)	4	5 (+1)	6	11 (+3)	3
Competency 6	5 (-1)	4	7 (+5)	9	3 (-4)	2	2 (-3)	9	10 (+4)	4
Competency 7	2 (-1)	7	12 (-2)	4	3 (0)	2	8 (-3)	3	8 (+5)	6
Competency 8	6 (-1)	3	10 (+7)	6	2 (0)	3	10 (0)	1	10 (+6)	4
Competency 9			7 (+4)	9	3 (-1)	2	3 (-5)	8	8 (0)	6
Competency 10			13 (+1)	3	1 (-2)	4	9 (0)	2	11 (+9)	3
Competency 11					5 (+1)	0	2 (-2)	9	8 (+1)	6
Competency 12							10 (+3)	1		
Competency 13							7 (-3)	4		

COMPETENCYWISE PERFORMANCE - ACHIEVERS (ACH) NON ACHIEVERS (NACH)										
ENGLISH	1 Std		2 Std		3 Std		4 Std		5 Std	
	ACH	NACH	ACH	NACH	ACH	NACH	ACH	NACH	ACH	NACH
Competency 1	4 (-2)	5	6 (0)	10	4 (+1)	1	10 (+2)	1	11 (+1)	3
Competency 2	4 (-2)	5	14 (+3)	2	1 (-1)	4	2 (-1)	9	7 (+3)	7
Competency 3	0 (-4)	9	10 (+8)	6	0 (0)	5	1 (-1)	10	9 (+7)	5
Competency 4	6 (0)	3	4 (-7)	12	1 (+1)	4	8 (+3)	3	9 (+7)	5
Competency 5			12 (+4)	4	2 (-2)	3	10 (+1)	1	10 (+5)	4
Competency 6					3 (-4)	2	1 (-2)	10	12 (+5)	2
Competency 7					1 (+1)	4				

OVERALL ACHIEVERS AND NON-ACHIEVERS OF COMPETENCIES (% OF STUDENTS)


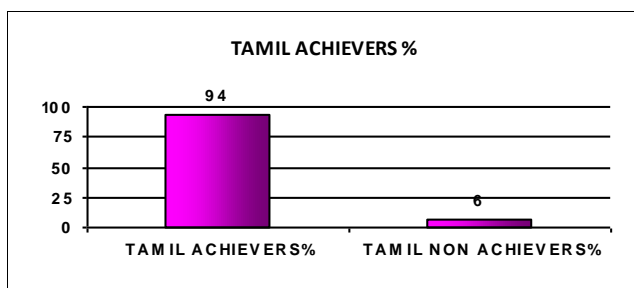


Note: Grades A,B and C are Achievers. The Values given in the brackets denote the difference between the number of Pre and Post Test Achievers. (For Example: '+2' denotes an increment of 2 students in the Post Test)

COMPETENCYWISE PERFORMANCE - ACHIEVERS (ACH) NON ACHIEVERS (NACH)										
LANGUAGE	1 Std		2 Std		3 Std		4 Std		5 Std	
	ACH	NACH	ACH	NACH	ACH	NACH	ACH	NACH	ACH	NACH
Competency 1	11 (+3)	4	9 (+1)	0	14 (-1)	3	17 (+7)	1	20 (+3)	3
Competency 2	14 (0)	1	6 (+2)	3	14 (+10)	3	11 (+1)	7	16 (+1)	7
Competency 3	9 (0)	6	7 (-1)	2	17 (+6)	0	9 (+2)	9	17 (+1)	6
Competency 4	13 (0)	2	8 (+2)	1	7 (-1)	10	17 (+10)	1	17 (+2)	6
Competency 5	13 (+4)	2	8 (+1)	1	14 (0)	3	17 (+10)	1	13 (+3)	10
Competency 6	10 (0)	5	5 (0)	4	17 (+3)	0	11 (-3)	7	23 (+8)	0
Competency 7	9 (+1)	6	9 (+3)	0	13 (+2)	4	17 (+2)	1	6 (+2)	17
Competency 8	13 (-1)	2	8 (-1)	1	13 (-1)	4	16 (+9)	2	16 (+4)	7
Competency 9			7 (-2)	2	8 (-4)	9	11 (+11)	7	21 (+14)	2
Competency 10			9 (0)	0	14 (+4)	3	17 (+6)	1	22 (+11)	1
Competency 11					17 (+4)	0	11 (0)	7	23 (+8)	0
Competency 12							17 (+4)	1		
Competency 13							15 (0)	3		

COMPETENCYWISE PERFORMANCE - ACHIEVERS (ACH) NON ACHIEVERS (NACH)										
ENGLISH	1 Std		2 Std		3 Std		4 Std		5 Std	
	ACH	NACH	ACH	NACH	ACH	NACH	ACH	NACH	ACH	NACH
Competency 1	11(+3)	4	8 (0)	1	17 (+4)	0	17 (+2)	1	23 (0)	0
Competency 2	10(-4)	5	9 (+2)	0	14 (+3)	3	17 (+6)	1	17 (-1)	6
Competency 3	4 (-4)	11	8 (+4)	1	8 (+6)	9	16 (+5)	2	19 (-1)	4
Competency 4	12(+4)	3	8 (+3)	1	14 (+7)	3	16 (+1)	2	16 (-1)	7
Competency 5			8 (+1)	1	17 (+6)	0	17 (+2)	1	23 (+1)	0
Competency 6					17 (+6)	0	15 (+8)	3	23 (0)	0
Competency 7					10 (+7)	7				

OVERALL ACHIEVERS AND NON-ACHIEVERS OF COMPETENCIES (% OF STUDENTS)

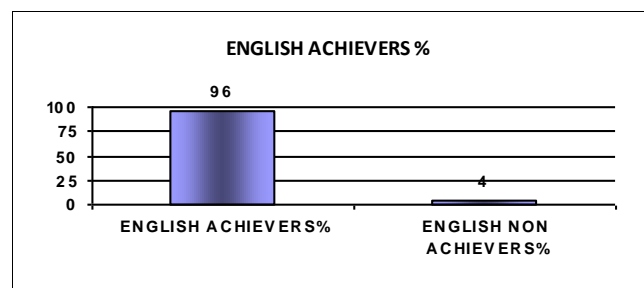
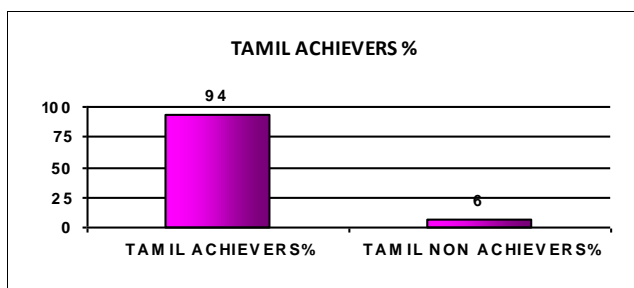


Note: Grades A,B and C are Achievers. The Values given in the brackets denote the difference between the number of Pre and Post Test Achievers. (For Example: '+2' denotes an increment of 2 students in the Post Test)

COMPETENCYWISE PERFORMANCE - ACHIEVERS (ACH) NON ACHIEVERS (NACH)										
LANGUAGE	1 Std		2 Std		3 Std		4 Std		5 Std	
	ACH	NACH	ACH	NACH	ACH	NACH	ACH	NACH	ACH	NACH
Competency 1	17 (-1)	1	10 (0)	1	9 (-2)	0	15 (+7)	0	15 (+1)	0
Competency 2	18 (-1)	0	9 (+8)	2	7 (-1)	2	14 (+7)	1	14 (+5)	1
Competency 3	17 (-1)	1	10 (-2)	1	8 (-1)	1	14 (+7)	1	14 (+6)	1
Competency 4	18 (-1)	0	10 (+6)	1	8 (-3)	1	15 (+9)	0	14 (+2)	1
Competency 5	18 (0)	0	9 (-3)	2	7 (0)	2	14 (+6)	1	14 (+1)	1
Competency 6	17 (+3)	1	9 (+7)	2	8 (-3)	1	14 (+8)	1	15 (0)	0
Competency 7	14 (-2)	4	11 (0)	0	8 (-2)	1	14 (+6)	1	14 (+2)	1
Competency 8	16 (-3)	2	11 (0)	0	8 (-1)	1	15 (+10)	0	11 (+1)	4
Competency 9			10 (+4)	1	8 (-3)	1	14 (+12)	1	14 (+1)	1
Competency 10			11 (-1)	0	8 (-3)	1	14 (+12)	1	14 (-1)	1
Competency 11					8 (0)	1	13 (+2)	2	14 (-1)	1
Competency 12							15 (+4)	0		
Competency 13							14 (+8)	1		

COMPETENCYWISE PERFORMANCE - ACHIEVERS (ACH) NON ACHIEVERS (NACH)										
ENGLISH	1 Std		2 Std		3 Std		4 Std		5 Std	
	ACH	NACH	ACH	NACH	ACH	NACH	ACH	NACH	ACH	NACH
Competency 1	16(+3)	2	9 (0)	2	9 (-1)	0	15 (+2)	0	14 (-1)	1
Competency 2	17(-2)	1	10 (-2)	1	8 (+4)	1	13 (0)	2	14 (-1)	1
Competency 3	15(+2)	3	9 (+8)	2	7 (+6)	2	14 (+2)	1	13 (+3)	2
Competency 4	17(+1)	1	10 (0)	1	7 (-1)	2	12 (+6)	3	13 (+2)	2
Competency 5			10 (0)	1	9 (+2)	0	15 (+1)	0	15 (0)	0
Competency 6					9 (+2)	0	13 (+3)	2	14 (-1)	1
Competency 7					7 (+5)	2				

OVERALL ACHIEVERS AND NON-ACHIEVERS OF COMPETENCIES (% OF STUDENTS)


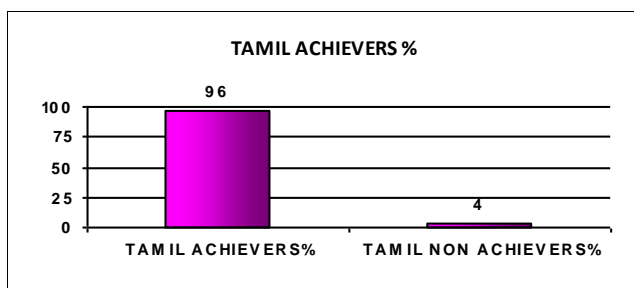


Note: Grades A,B and C are Achievers. The Values given in the brackets denote the difference between the number of Pre and Post Test Achievers. (For Example: '+2' denotes an increment of 2 students in the Post Test)

COMPETENCYWISE PERFORMANCE - ACHIEVERS (ACH) NON ACHIEVERS (NACH)										
LANGUAGE	1 Std		2 Std		3 Std		4 Std		5 Std	
	ACH	NACH	ACH	NACH	ACH	NACH	ACH	NACH	ACH	NACH
Competency 1	11 (+3)	0	12 (+6)	0	14 (-1)	0	17 (+2)	1	15 (+3)	4
Competency 2	11 (+2)	0	10 (+9)	2	13 (+7)	1	15 (+1)	3	12 (+2)	7
Competency 3	9 (+5)	2	12 (+5)	0	14 (+5)	0	13 (-1)	5	12 (+1)	7
Competency 4	11 (+1)	0	10 (+7)	2	13 (+7)	1	18 (+6)	0	15 (+3)	4
Competency 5	11 (+7)	0	11 (+3)	1	13 (+3)	1	16 (+2)	2	16 (+2)	3
Competency 6	10 (+9)	1	12 (+8)	0	14 (-2)	0	15 (+6)	3	19 (+8)	0
Competency 7	10 (+6)	1	12 (+2)	0	14 (+2)	0	16 (+4)	2	0 (-8)	19
Competency 8	10 (0)	1	11 (+3)	1	13 (+6)	1	11 (-4)	7	14 (0)	5
Competency 9			11 (+9)	1	13 (+6)	1	11 (+5)	7	13 (+5)	6
Competency 10			12 (+2)	0	14 (+7)	0	17 (+6)	1	19 (+15)	0
Competency 11					14 (+1)	0	14 (+8)	4	18 (+7)	1
Competency 12							17 (+8)	1		
Competency 13							18 (+6)	0		

COMPETENCYWISE PERFORMANCE - ACHIEVERS (ACH) NON ACHIEVERS (NACH)										
ENGLISH	1 Std		2 Std		3 Std		4 Std		5 Std	
	ACH	NACH	ACH	NACH	ACH	NACH	ACH	NACH	ACH	NACH
Competency 1	10(+7)	1	12 (+6)	0	12 (+1)	2	18 (+1)	0	18 (0)	1
Competency 2	11(+2)	0	11 (+1)	1	12 (+8)	2	13 (+5)	5	16 (+5)	3
Competency 3	9 (+9)	2	8 (+3)	4	11(+10)	3	14 (+4)	4	14 (+4)	5
Competency 4	10(+4)	1	11 (+6)	1	9 (+8)	5	16 (+6)	2	13 (+2)	6
Competency 5			11 (+2)	1	14 (+4)	0	17 (+5)	1	18 (+3)	1
Competency 6					14 (0)	0	11 (+1)	7	19 (+4)	0
Competency 7					14(+12)	0				


OVERALL ACHIEVERS AND NON-ACHIEVERS OF COMPETENCIES (% OF STUDENTS)



Note: Grades A,B and C are Achievers. The Values given in the brackets denote the difference between the number of Pre and Post Test Achievers. (For Example: '+2' denotes an increment of 2 students in the Post Test)

COMPETENCYWISE PERFORMANCE - ACHIEVERS (ACH) NON ACHIEVERS (NACH)										
LANGUAGE	1 Std		2 Std		3 Std		4 Std		5 Std	
	ACH	NACH	ACH	NACH	ACH	NACH	ACH	NACH	ACH	NACH
Competency 1	7 (-1)	0	5 (0)	2	8 (+2)	1	7 (+1)	0	6 (+3)	0
Competency 2	7 (-2)	0	4 (+4)	3	7 (+6)	2	5 (-1)	2	6 (+4)	0
Competency 3	4 (-1)	3	7 (+4)	0	9 (+9)	0	5 (+1)	2	5 (+3)	1
Competency 4	7 (-2)	0	7 (+4)	0	6 (+4)	3	7 (+4)	0	5 (+3)	1
Competency 5	6 (0)	1	7 (+7)	0	5 (0)	4	6 (+2)	1	6 (+3)	0
Competency 6	7 (+6)	0	4 (+4)	3	9 (+2)	0	5 (-2)	2	6 (+5)	0
Competency 7	7 (+5)	0	7 (+7)	0	8 (+1)	1	7 (0)	0	3 (+2)	3
Competency 8	7 (-2)	0	7 (+3)	0	7 (+7)	2	7 (0)	0	4 (+3)	2
Competency 9			5 (+5)	2	7 (+3)	2	4 (+4)	3	4 (+4)	2
Competency 10			7 (0)	0	9 (+9)	0	7 (+2)	0	6 (+5)	0
Competency 11					8 (+4)	1	5 (-1)	2	6 (+6)	0
Competency 12							7 (0)	0		
Competency 13							6 (-1)	1		

COMPETENCYWISE PERFORMANCE - ACHIEVERS (ACH) NON ACHIEVERS (NACH)										
ENGLISH	1 Std		2 Std		3 Std		4 Std		5 Std	
	ACH	NACH	ACH	NACH	ACH	NACH	ACH	NACH	ACH	NACH
Competency 1	7 (0)	0	6 (+1)	1	8 (+1)	1	7 (0)	0	6 (+1)	0
Competency 2	6 (-1)	1	7 (0)	0	8 (+6)	1	6 (+4)	1	5 (+5)	1
Competency 3	5 (+3)	2	7 (+2)	0	5 (+5)	4	5 (+3)	2	5 (+5)	1
Competency 4	7 (0)	0	7 (+4)	0	6 (+4)	3	7 (+3)	0	5 (+4)	1
Competency 5			7 (+2)	0	8 (+1)	1	7 (0)	0	6 (+3)	0
Competency 6					9 (+3)	0	5 (+5)	2	5 (+2)	1
Competency 7					8 (+7)	1				


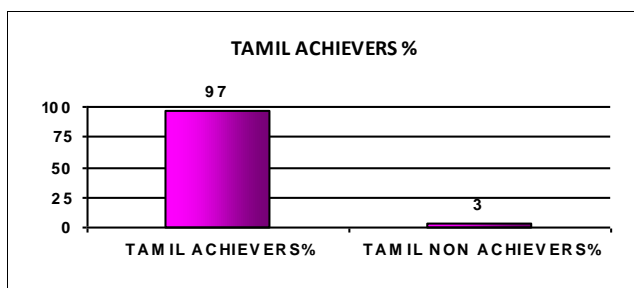


Note: Grades A,B and C are Achievers. The Values given in the brackets denote the difference between the number of Pre and Post Test Achievers. (For Example: '+2' denotes an increment of 2 students in the Post Test)

COMPETENCYWISE PERFORMANCE - ACHIEVERS (ACH) NON ACHIEVERS (NACH)										
LANGUAGE	1 Std		2 Std		3 Std		4 Std		5 Std	
	ACH	NACH	ACH	NACH	ACH	NACH	ACH	NACH	ACH	NACH
Competency 1	4 (-1)	1	6 (0)	0	7 (+1)	0	6 (0)	0	11 (+2)	1
Competency 2	4 (-2)	1	6 (+3)	0	7 (+2)	0	6 (0)	0	9 (0)	3
Competency 3	3 (-1)	2	6 (-1)	0	7 (+1)	0	6 (0)	0	9 (+1)	3
Competency 4	3 (-3)	2	5 (-1)	1	7 (+1)	0	5 (-1)	1	9 (+2)	3
Competency 5	4 (+1)	1	6 (-1)	0	7 (+2)	0	6 (0)	0	10 (0)	2
Competency 6	2 (0)	3	6 (+4)	0	7 (+1)	0	6 (0)	0	12 (+3)	0
Competency 7	3 (-2)	2	5 (+2)	1	7 (+1)	0	6 (0)	0	9 (+1)	3
Competency 8	5 (-1)	0	6 (0)	0	7 (+2)	0	6 (0)	0	9 (0)	3
Competency 9			5 (-1)	1	7 (+2)	0	6 (+1)	0	11 (+4)	1
Competency 10			6 (-1)	0	7 (+1)	0	5 (-1)	1	12 (+4)	0
Competency 11					7 (+1)	0	6 (+2)	0	12 (+2)	0
Competency 12							5 (-1)	1		
Competency 13							6 (0)	0		

COMPETENCYWISE PERFORMANCE - ACHIEVERS (ACH) NON ACHIEVERS (NACH)										
ENGLISH	1 Std		2 Std		3 Std		4 Std		5 Std	
	ACH	NACH	ACH	NACH	ACH	NACH	ACH	NACH	ACH	NACH
Competency 1	4 (0)	1	6 (0)	0	7 (+2)	0	6 (0)	0	12 (+1)	0
Competency 2	3 (-2)	2	4 (-2)	2	6 (+1)	1	5 (-1)	1	7 (-1)	5
Competency 3	3 (0)	2	4 (-3)	2	7 (+4)	0	5 (-1)	1	10 (+2)	2
Competency 4	3 (-2)	2	5 (-1)	1	7 (+6)	0	5 (-1)	1	10 (+2)	2
Competency 5			5 (-1)	1	7 (+2)	0	6 (0)	0	12 (+2)	0
Competency 6					7 (+1)	0	3 (-1)	3	12 (+2)	0
Competency 7					7 (+3)	0				

OVERALL ACHIEVERS AND NON-ACHIEVERS OF COMPETENCIES (% OF STUDENTS)


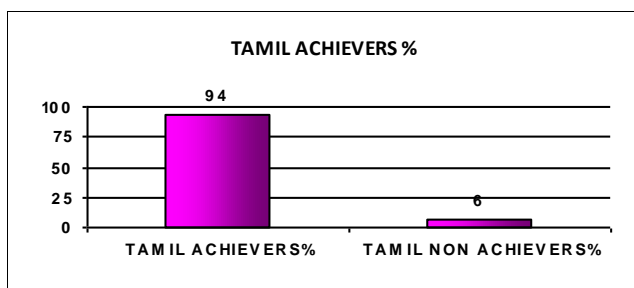


Note: Grades A,B and C are Achievers. The Values given in the brackets denote the difference between the number of Pre and Post Test Achievers. (For Example: '+2' denotes an increment of 2 students in the Post Test)

COMPETENCYWISE PERFORMANCE - ACHIEVERS (ACH) NON ACHIEVERS (NACH)										
LANGUAGE	1 Std		2 Std		3 Std		4 Std		5 Std	
	ACH	NACH	ACH	NACH	ACH	NACH	ACH	NACH	ACH	NACH
Competency 1	10 (-2)	0	9 (0)	2	8 (0)	1	12 (0)	0	7 (0)	0
Competency 2	9 (-3)	1	6 (0)	5	6 (0)	3	12 (0)	0	7 (0)	0
Competency 3	8 (-4)	2	9 (-3)	2	9 (+1)	0	12 (0)	0	7 (+1)	0
Competency 4	7 (-5)	3	8 (-1)	3	6 (+1)	3	10 (0)	2	7 (+1)	0
Competency 5	4 (-7)	6	8 (-3)	3	7 (-1)	2	12 (0)	0	6 (-1)	1
Competency 6	5 (-5)	5	8 (+1)	3	9 (+1)	0	12 (+1)	0	7 (+1)	0
Competency 7	10 (-2)	0	10 (+8)	1	9 (+1)	0	12 (+2)	0	7 (+1)	0
Competency 8	10 (-2)	0	10 (-1)	1	7 (0)	2	12 (+3)	0	7 (0)	0
Competency 9			7 (+1)	4	6 (0)	3	11 (+1)	1	6 (0)	1
Competency 10			11 (0)	0	9 (+3)	0	11 (0)	1	7 (+1)	0
Competency 11					9 (+1)	0	12(+10)	0	7 (0)	0
Competency 12							12 (0)	0		
Competency 13							9 (0)	3		

COMPETENCYWISE PERFORMANCE - ACHIEVERS (ACH) NON ACHIEVERS (NACH)										
ENGLISH	1 Std		2 Std		3 Std		4 Std		5 Std	
	ACH	NACH	ACH	NACH	ACH	NACH	ACH	NACH	ACH	NACH
Competency 1	10(-2)	0	7 (-2)	4	8 (+2)	1	12 (0)	0	7 (0)	0
Competency 2	5 (-7)	5	10 (-1)	1	8 (0)	1	11 (-1)	1	7 (+1)	0
Competency 3	4 (-2)	6	9 (-1)	2	6 (0)	3	10 (-2)	2	7 (0)	0
Competency 4	9 (-3)	1	8 (-4)	3	8 (+1)	1	9 (-3)	3	7 (0)	0
Competency 5			8 (-4)	3	9 (+1)	0	12 (+1)	0	7 (+1)	0
Competency 6					9 (+1)	0	10 (-1)	2	7 (0)	0
Competency 7					6 (+2)	3				


OVERALL ACHIEVERS AND NON-ACHIEVERS OF COMPETENCIES (% OF STUDENTS)



Note: Grades A,B and C are Achievers. The Values given in the brackets denote the difference between the number of Pre and Post Test Achievers. (For Example: '+2' denotes an increment of 2 students in the Post Test)

COMPETENCYWISE PERFORMANCE - ACHIEVERS (ACH) NON ACHIEVERS (NACH)										
LANGUAGE	1 Std		2 Std		3 Std		4 Std		5 Std	
	ACH	NACH	ACH	NACH	ACH	NACH	ACH	NACH	ACH	NACH
Competency 1	10 (-1)	0	20 (+6)	0	18 (-2)	1	13 (0)	0	22 (+5)	0
Competency 2	10 (-1)	0	19(+16)	1	18 (+5)	1	13 (0)	0	19 (+2)	3
Competency 3	10 (0)	0	20 (+8)	0	18 (+3)	1	13 (0)	0	20 (+6)	2
Competency 4	10 (-1)	0	20(+10)	0	18 (+5)	1	13 (0)	0	21 (+6)	1
Competency 5	10 (-1)	0	19 (+9)	1	18 (+3)	1	13 (0)	0	20 (+1)	2
Competency 6	10 (-1)	0	19(+17)	1	19 (+6)	0	13 (0)	0	20 (+9)	2
Competency 7	10 (+1)	0	20 (+6)	0	18 (+5)	1	13 (0)	0	19 (+11)	3
Competency 8	10 (-1)	0	20 (+8)	0	18 (+6)	1	13 (0)	0	21 (+5)	1
Competency 9			19(+11)	1	18 (+4)	1	13 (0)	0	13 (+12)	9
Competency 10			20 (+3)	0	18 (+4)	1	13 (0)	0	22 (+8)	0
Competency 11					17 (+3)	2	13 (+5)	0	17 (+5)	5
Competency 12							12 (0)	1		
Competency 13							12 (-1)	1		


COMPETENCYWISE PERFORMANCE - ACHIEVERS (ACH) NON ACHIEVERS (NACH)										
ENGLISH	1 Std		2 Std		3 Std		4 Std		5 Std	
	ACH	NACH	ACH	NACH	ACH	NACH	ACH	NACH	ACH	NACH
Competency 1	10(+1)	0	20 (+7)	0	18 (0)	1	13 (0)	0	21 (+1)	1
Competency 2	10(-1)	0	20 (+9)	0	18(+13)	1	13 (0)	0	19 (+9)	3
Competency 3	10(+1)	0	19(+15)	1	14(+12)	5	13 (0)	0	20 (+8)	2
Competency 4	10(-1)	0	20(+11)	0	17(+13)	2	13 (0)	0	21 (+7)	1
Competency 5			20 (+9)	0	19(+12)	0	13 (0)	0	22 (+5)	0
Competency 6					19 (+8)	0	13 (+1)	0	22 (+2)	0
Competency 7					15(+10)	4				



Note: Grades A,B and C are Achievers. The Values given in the brackets denote the difference between the number of Pre and Post Test Achievers. (For Example: '+2' denotes an increment of 2 students in the Post Test)

COMPETENCYWISE PERFORMANCE - ACHIEVERS (ACH) NON ACHIEVERS (NACH)										
LANGUAGE	1 Std		2 Std		3 Std		4 Std		5 Std	
	ACH	NACH	ACH	NACH	ACH	NACH	ACH	NACH	ACH	NACH
Competency 1	8 (+4)	1	6 (0)	1	15 (+2)	0	9 (+1)	0	12 (+5)	1
Competency 2	9 (+3)	0	1 (-3)	6	15 (+3)	0	6 (-1)	3	9 (+2)	4
Competency 3	7 (+2)	2	7 (+1)	0	15 (+4)	0	6 (-2)	3	7 (0)	6
Competency 4	9 (+3)	0	7 (+6)	0	15 (+4)	0	9 (+3)	0	9 (+2)	4
Competency 5	9 (+3)	0	5 (+1)	2	15 (+2)	0	6 (-1)	3	9 (+1)	4
Competency 6	9 (+4)	0	4 (+4)	3	15 (+2)	0	7 (-1)	2	13 (+4)	0
Competency 7	4 (0)	5	6 (-1)	1	15 (+2)	0	9 (+1)	0	5 (0)	8
Competency 8	8 (+2)	1	6 (+2)	1	15 (+2)	0	8 (+1)	1	8 (+3)	5
Competency 9			6 (+1)	1	15 (+2)	0	5 (+5)	4	12 (+6)	1
Competency 10			6 (0)	1	15 (+3)	0	9 (+1)	0	13 (+4)	0
Competency 11					15 (+4)	0	5 (-2)	4	13 (+3)	0
Competency 12							9 (+2)	0		
Competency 13							9 (+1)	0		

COMPETENCYWISE PERFORMANCE - ACHIEVERS (ACH) NON ACHIEVERS (NACH)										
ENGLISH	1 Std		2 Std		3 Std		4 Std		5 Std	
	ACH	NACH	ACH	NACH	ACH	NACH	ACH	NACH	ACH	NACH
Competency 1	6 (+2)	3	6 (0)	1	14 (+2)	1	9 (+1)	0	12 (+3)	1
Competency 2	9 (+3)	0	6 (0)	1	15 (+3)	0	6 (-1)	3	7 (+4)	6
Competency 3	9 (+7)	0	6 (0)	1	11 (-1)	4	6 (-2)	3	6 (-2)	7
Competency 4	6 (+1)	3	6 (0)	1	11 (+2)	4	4 (-4)	5	8 (0)	5
Competency 5			6 (0)	1	14 (+2)	1	9 (+1)	0	13 (+4)	0
Competency 6					14 (+7)	1	5 (+4)	4	13 (+1)	0
Competency 7					11 (0)	4				


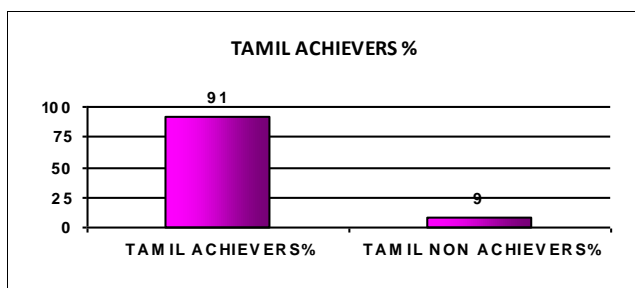


Note: Grades A,B and C are Achievers. The Values given in the brackets denote the difference between the number of Pre and Post Test Achievers. (For Example: '+2' denotes an increment of 2 students in the Post Test)

COMPETENCYWISE PERFORMANCE - ACHIEVERS (ACH) NON ACHIEVERS (NACH)										
LANGUAGE	1 Std		2 Std		3 Std		4 Std		5 Std	
	ACH	NACH	ACH	NACH	ACH	NACH	ACH	NACH	ACH	NACH
Competency 1	7 (+4)	1	7 (+2)	2	11 (0)	0	6 (+1)	4	17 (+3)	2
Competency 2	8 (+2)	0	6 (+6)	3	9 (+1)	2	6 (+1)	4	13 (+1)	6
Competency 3	8 (+4)	0	8 (-1)	1	10 (+1)	1	6 (+1)	4	15 (+4)	4
Competency 4	8 (+2)	0	6 (+6)	3	10 (+3)	1	7 (+2)	3	15 (+3)	4
Competency 5	8 (+2)	0	7 (+2)	2	10 (0)	1	9 (+4)	1	12 (-3)	7
Competency 6	7 (+2)	1	8 (+8)	1	11 (0)	0	7 (0)	3	19 (+4)	0
Competency 7	8 (+6)	0	9 (+5)	0	11 (0)	0	8 (+1)	2	9 (+1)	10
Competency 8	8 (+2)	0	8 (+3)	1	10 (0)	1	10 (+4)	0	14 (+1)	5
Competency 9			5 (+5)	4	10 (0)	1	8 (+7)	2	17 (+8)	2
Competency 10			8 (0)	1	10 (+1)	1	9 (+3)	1	19 (+5)	0
Competency 11					10 (+1)	1	6 (0)	4	18 (+3)	1
Competency 12							7 (0)	3		
Competency 13							8 (+1)	2		

COMPETENCYWISE PERFORMANCE - ACHIEVERS (ACH) NON ACHIEVERS (NACH)										
ENGLISH	1 Std		2 Std		3 Std		4 Std		5 Std	
	ACH	NACH	ACH	NACH	ACH	NACH	ACH	NACH	ACH	NACH
Competency 1	7 (+3)	1	7 (+2)	2	11 (0)	0	9 (+2)	1	17 (+3)	2
Competency 2	8 (+2)	0	9 (0)	0	7 (-1)	4	4 (-1)	6	13 (+5)	6
Competency 3	7 (+4)	1	9 (+9)	0	6 (+5)	5	5 (0)	5	14 (+3)	5
Competency 4	7 (+2)	1	9 (0)	0	5 (+5)	6	4 (-1)	6	14 (+7)	5
Competency 5			9 (+9)	0	11 (+1)	0	10 (+3)	0	19 (+6)	0
Competency 6					10 (-1)	1	6 (+3)	4	18 (+5)	1
Competency 7					8 (+8)	3				

OVERALL ACHIEVERS AND NON-ACHIEVERS OF COMPETENCIES (% OF STUDENTS)


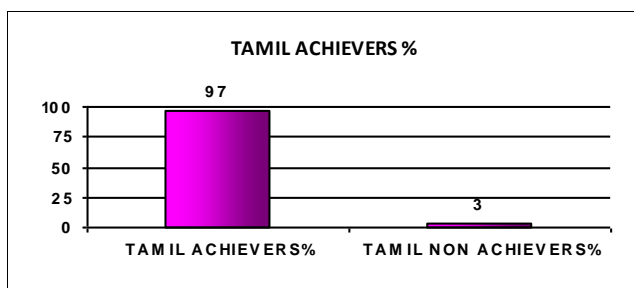


Note: Grades A,B and C are Achievers. The Values given in the brackets denote the difference between the number of Pre and Post Test Achievers. (For Example: '+2' denotes an increment of 2 students in the Post Test)

COMPETENCYWISE PERFORMANCE - ACHIEVERS (ACH) NON ACHIEVERS (NACH)										
LANGUAGE	1 Std		2 Std		3 Std		4 Std		5 Std	
	ACH	NACH	ACH	NACH	ACH	NACH	ACH	NACH	ACH	NACH
Competency 1	7 (+2)	0	12 (+2)	0	15 (0)	0	10 (+3)	2	18 (+8)	1
Competency 2	7 (0)	0	12(+11)	0	15 (+6)	0	10 (+5)	2	18 (+9)	1
Competency 3	6 (+1)	1	6 (-5)	6	15 (+3)	0	9 (+5)	3	18 (+9)	1
Competency 4	7 (0)	0	12 (+8)	0	15 (+6)	0	12 (+10)	0	18 (+7)	1
Competency 5	6 (-1)	1	12 (+3)	0	15 (0)	0	12 (+9)	0	18 (+9)	1
Competency 6	7 (+5)	0	11 (+9)	1	15 (+1)	0	11 (+7)	1	19 (+7)	0
Competency 7	7 (+1)	0	12 (+8)	0	15 (+1)	0	12 (+5)	0	18 (+13)	1
Competency 8	7 (0)	0	12 (+4)	0	15 (+3)	0	10 (+4)	2	18 (+12)	1
Competency 9			12 (+5)	0	15 (+2)	0	6 (+5)	6	18 (+14)	1
Competency 10			12 (0)	0	15 (+3)	0	10 (+1)	2	18 (+9)	1
Competency 11					15 (0)	0	9 (+5)	3	19 (+8)	0
Competency 12							12 (0)	0		
Competency 13							12 (+2)	0		

COMPETENCYWISE PERFORMANCE - ACHIEVERS (ACH) NON ACHIEVERS (NACH)										
ENGLISH	1 Std		2 Std		3 Std		4 Std		5 Std	
	ACH	NACH	ACH	NACH	ACH	NACH	ACH	NACH	ACH	NACH
Competency 1	7 (+2)	0	12 (+7)	0	14 (-1)	1	12 (+3)	0	18 (+8)	1
Competency 2	7 (0)	0	12 (0)	0	14 (+3)	1	10 (+9)	2	17(+14)	2
Competency 3	7 (+5)	0	12 (+1)	0	11 (+5)	4	9 (+7)	3	17(+12)	2
Competency 4	7 (0)	0	12 (0)	0	12 (+5)	3	9 (+8)	3	18(+12)	1
Competency 5			12 (+3)	0	14 (-1)	1	12 (0)	0	18(+10)	1
Competency 6					14 (-1)	1	7 (+6)	5	16 (+3)	3
Competency 7					11 (+7)	4				


OVERALL ACHIEVERS AND NON-ACHIEVERS OF COMPETENCIES (% OF STUDENTS)



Note: Grades A,B and C are Achievers. The Values given in the brackets denote the difference between the number of Pre and Post Test Achievers. (For Example: '+2' denotes an increment of 2 students in the Post Test)

COMPETENCYWISE PERFORMANCE - ACHIEVERS (ACH) NON ACHIEVERS (NACH)										
LANGUAGE	1 Std		2 Std		3 Std		4 Std		5 Std	
	ACH	NACH	ACH	NACH	ACH	NACH	ACH	NACH	ACH	NACH
Competency 1	0 (0)	0	6 (+1)	1	7 (-1)	0	5 (+3)	2	10 (+2)	0
Competency 2	0 (0)	0	4 (+2)	3	7 (0)	0	5 (+3)	2	10 (+3)	0
Competency 3	0 (0)	0	7 (+1)	0	7 (-1)	0	5 (+4)	2	10 (+4)	0
Competency 4	0 (0)	0	7 (+2)	0	7 (0)	0	7 (+6)	0	10 (+3)	0
Competency 5	0 (0)	0	7 (+2)	0	6 (+1)	1	7 (+6)	0	8 (+1)	2
Competency 6	0 (0)	0	7 (+4)	0	7 (-1)	0	5 (+2)	2	10 (+3)	0
Competency 7	0 (0)	0	6 (0)	1	7 (0)	0	6 (+3)	1	5 (-1)	5
Competency 8	0 (0)	0	7 (+2)	0	7 (0)	0	7 (+4)	0	10 (+4)	0
Competency 9			5 (+3)	2	7 (-1)	0	3 (+3)	4	2 (-3)	8
Competency 10			7 (0)	0	7 (-1)	0	7 (+6)	0	10 (+5)	0
Competency 11					7 (-1)	0	5 (+4)	2	7 (+3)	3
Competency 12							7 (+4)	0		
Competency 13							7 (+4)	0		

COMPETENCYWISE PERFORMANCE - ACHIEVERS (ACH) NON ACHIEVERS (NACH)										
ENGLISH	1 Std		2 Std		3 Std		4 Std		5 Std	
	ACH	NACH	ACH	NACH	ACH	NACH	ACH	NACH	ACH	NACH
Competency 1	0 (0)	0	7 (+2)	0	7 (-1)	0	6 (+3)	1	10 (+2)	0
Competency 2	0 (0)	0	6 (-1)	1	7 (+1)	0	5 (+3)	2	4 (+2)	6
Competency 3	0 (0)	0	6 (+3)	1	6 (+6)	1	5 (+4)	2	9 (+6)	1
Competency 4	0 (0)	0	7 (0)	0	7 (+5)	0	5 (+3)	2	9 (+6)	1
Competency 5			6 (+2)	1	7 (+2)	0	7 (+4)	0	10 (+4)	0
Competency 6					7 (-1)	0	4 (+4)	3	10 (+3)	0
Competency 7					6 (+3)	1				


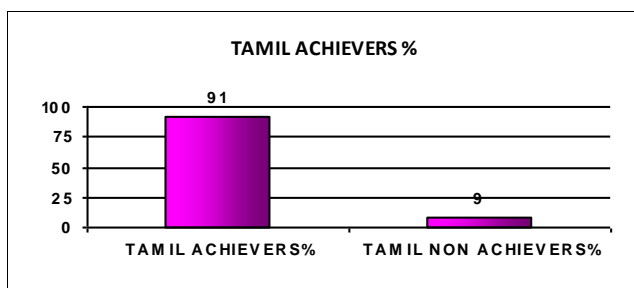


Note: Grades A,B and C are Achievers. The Values given in the brackets denote the difference between the number of Pre and Post Test Achievers. (For Example: '+2' denotes an increment of 2 students in the Post Test)

COMPETENCYWISE PERFORMANCE - ACHIEVERS (ACH) NON ACHIEVERS (NACH)										
LANGUAGE	1 Std		2 Std		3 Std		4 Std		5 Std	
	ACH	NACH	ACH	NACH	ACH	NACH	ACH	NACH	ACH	NACH
Competency 1	11 (0)	0	11 (+2)	1	11 (0)	1	9 (+1)	1	12 (+2)	1
Competency 2	11 (0)	0	9 (+6)	3	10 (+1)	2	9 (+1)	1	11 (+5)	2
Competency 3	4 (-7)	7	10 (+1)	2	11 (0)	1	9 (+2)	1	11 (+4)	2
Competency 4	11 (0)	0	10 (+1)	2	10 (+1)	2	10 (+5)	0	11 (+4)	2
Competency 5	10 (-1)	1	12 (+3)	0	11 (+3)	1	9 (+1)	1	10 (+3)	3
Competency 6	11 (0)	0	9 (+6)	3	11 (0)	1	9 (+1)	1	11 (+5)	2
Competency 7	10 (0)	1	11 (+4)	1	11 (0)	1	10 (+1)	0	10 (+7)	3
Competency 8	11 (0)	0	11 (+1)	1	11 (0)	1	9 (+1)	1	11 (+6)	2
Competency 9			9 (0)	3	10 (-1)	2	8 (+5)	2	7 (+4)	6
Competency 10			12 (0)	0	11 (+2)	1	8 (+4)	2	12 (+6)	1
Competency 11					11 (+4)	1	9 (+5)	1	9 (+2)	4
Competency 12							10 (0)	0		
Competency 13							10 (-1)	0		

COMPETENCYWISE PERFORMANCE - ACHIEVERS (ACH) NON ACHIEVERS (NACH)										
ENGLISH	1 Std		2 Std		3 Std		4 Std		5 Std	
	ACH	NACH	ACH	NACH	ACH	NACH	ACH	NACH	ACH	NACH
Competency 1	11(+1)	0	9 (-1)	3	10 (0)	2	10 (-1)	0	12 (+5)	1
Competency 2	11 (0)	0	10 (+3)	2	6 (-1)	6	8 (+4)	2	11 (+7)	2
Competency 3	2 (-7)	9	10 (+2)	2	10 (+5)	2	10 (+3)	0	11 (+4)	2
Competency 4	11 (0)	0	10 (+2)	2	5 (-6)	7	10 (+1)	0	12 (+6)	1
Competency 5			11 (+2)	1	11 (+9)	1	10 (+2)	0	11 (+7)	2
Competency 6					12 (+4)	0	9 (+6)	1	13 (+2)	0
Competency 7					9 (+3)	3				


OVERALL ACHIEVERS AND NON-ACHIEVERS OF COMPETENCIES (% OF STUDENTS)



Note: Grades A,B and C are Achievers. The Values given in the brackets denote the difference between the number of Pre and Post Test Achievers. (For Example: '+2' denotes an increment of 2 students in the Post Test)

COMPETENCYWISE PERFORMANCE - ACHIEVERS (ACH) NON ACHIEVERS (NACH)										
LANGUAGE	1 Std		2 Std		3 Std		4 Std		5 Std	
	ACH	NACH	ACH	NACH	ACH	NACH	ACH	NACH	ACH	NACH
Competency 1	11 (-4)	0	6 (-1)	1	8 (-1)	0	8 (+1)	0	19 (+3)	0
Competency 2	11 (-4)	0	4 (+2)	3	8 (+1)	0	8 (+1)	0	15 (+4)	4
Competency 3	11 (-4)	0	7 (-1)	0	8 (-1)	0	7 (0)	1	16 (+5)	3
Competency 4	11 (-4)	0	7 (0)	0	8 (-1)	0	8 (0)	0	19 (+8)	0
Competency 5	11 (-2)	0	7 (0)	0	8 (-1)	0	8 (0)	0	15 (-2)	4
Competency 6	11 (+3)	0	7 (+4)	0	8 (-1)	0	8 (0)	0	18 (+3)	1
Competency 7	11 (-2)	0	7 (-1)	0	8 (-1)	0	8 (0)	0	9 (0)	10
Competency 8	11 (-4)	0	7 (0)	0	8 (0)	0	8 (+1)	0	12 (-4)	7
Competency 9			6 (-2)	1	8 (0)	0	6 (+3)	2	14 (-1)	5
Competency 10			7 (-1)	0	8 (-1)	0	8 (0)	0	19 (+2)	0
Competency 11					8 (-1)	0	8 (+2)	0	18 (+4)	1
Competency 12							8 (0)	0		
Competency 13							8 (0)	0		

COMPETENCYWISE PERFORMANCE - ACHIEVERS (ACH) NON ACHIEVERS (NACH)										
ENGLISH	1 Std		2 Std		3 Std		4 Std		5 Std	
	ACH	NACH	ACH	NACH	ACH	NACH	ACH	NACH	ACH	NACH
Competency 1	11(-4)	0	7 (-1)	0	8 (-1)	0	8 (0)	0	18 (-1)	1
Competency 2	11(-4)	0	7 (-1)	0	8 (+1)	0	8 (+1)	0	14 (+2)	5
Competency 3	11(+1)	0	7 (+4)	0	8 (+1)	0	8 (0)	0	15 (-1)	4
Competency 4	11(-4)	0	7 (0)	0	8 (-1)	0	8 (0)	0	18 (+4)	1
Competency 5			7 (-1)	0	8 (-1)	0	8 (0)	0	18 (-2)	1
Competency 6					8 (-1)	0	7 (+2)	1	18 (-1)	1
Competency 7					8 (0)	0				


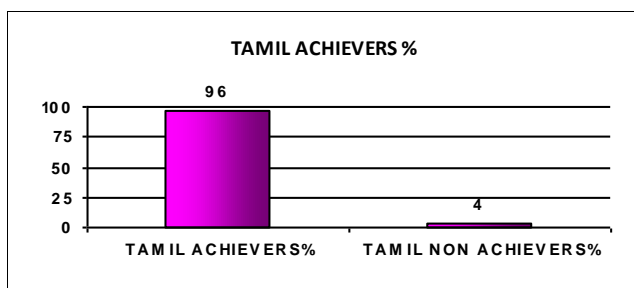


Note: Grades A,B and C are Achievers. The Values given in the brackets denote the difference between the number of Pre and Post Test Achievers. (For Example: '+2' denotes an increment of 2 students in the Post Test)

COMPETENCYWISE PERFORMANCE - ACHIEVERS (ACH) NON ACHIEVERS (NACH)										
LANGUAGE	1 Std		2 Std		3 Std		4 Std		5 Std	
	ACH	NACH	ACH	NACH	ACH	NACH	ACH	NACH	ACH	NACH
Competency 1	10 (0)	0	9 (0)	0	17 (0)	1	14 (-1)	2	20 (+4)	0
Competency 2	10 (-1)	0	5 (+3)	4	12 (+1)	6	13 (+1)	3	20 (+8)	0
Competency 3	8 (-2)	2	9 (+1)	0	17 (+1)	1	11 (-3)	5	20 (+6)	0
Competency 4	10 (-1)	0	9 (+5)	0	9 (0)	9	16 (+4)	0	20 (+10)	0
Competency 5	10 (+6)	0	9 (+3)	0	11 (-2)	7	14 (+2)	2	20 (+1)	0
Competency 6	9 (-1)	1	7 (+6)	2	18 (+1)	0	12 (-5)	4	20 (+1)	0
Competency 7	9 (0)	1	9 (+1)	0	18 (+4)	0	16 (-1)	0	20 (+11)	0
Competency 8	10 (-1)	0	9 (+2)	0	18 (+2)	0	14 (0)	2	20 (+6)	0
Competency 9			9 (+6)	0	11 (-4)	7	12 (+6)	4	20 (+1)	0
Competency 10			9 (0)	0	15 (+1)	3	14 (-1)	2	20 (+1)	0
Competency 11					18 (+1)	0	13 (+2)	3	20 (+1)	0
Competency 12							16 (0)	0		
Competency 13							15 (-2)	1		

COMPETENCYWISE PERFORMANCE - ACHIEVERS (ACH) NON ACHIEVERS (NACH)										
ENGLISH	1 Std		2 Std		3 Std		4 Std		5 Std	
	ACH	NACH	ACH	NACH	ACH	NACH	ACH	NACH	ACH	NACH
Competency 1	10 (0)	0	9 (+2)	0	17 (+5)	1	14 (-1)	2	20 (+1)	0
Competency 2	10 (-1)	0	9 (0)	0	9 (-6)	9	13 (+5)	3	20 (+8)	0
Competency 3	8 (-2)	2	9 (+7)	0	4 (-6)	14	10 (+3)	6	20 (+11)	0
Competency 4	8 (-3)	2	9 (+5)	0	7 (-3)	11	10 (-2)	6	20 (+10)	0
Competency 5			9 (+4)	0	18 (+3)	0	16 (-1)	0	20 (+1)	0
Competency 6					16 (0)	2	8 (+5)	8	20 (+1)	0
Competency 7					6 (-4)	12				

OVERALL ACHIEVERS AND NON-ACHIEVERS OF COMPETENCIES (% OF STUDENTS)


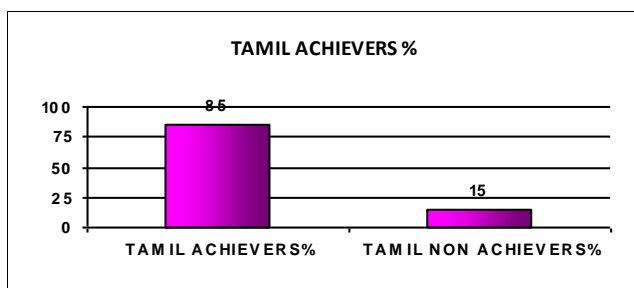


Note: Grades A,B and C are Achievers. The Values given in the brackets denote the difference between the number of Pre and Post Test Achievers. (For Example: '+2' denotes an increment of 2 students in the Post Test)

COMPETENCYWISE PERFORMANCE - ACHIEVERS (ACH) NON ACHIEVERS (NACH)										
LANGUAGE	1 Std		2 Std		3 Std		4 Std		5 Std	
	ACH	NACH	ACH	NACH	ACH	NACH	ACH	NACH	ACH	NACH
Competency 1	27 (+2)	7	28 (+3)	2	29 (+6)	0	31 (+11)	2	30 (+3)	9
Competency 2	32 (-2)	2	10 (+4)	20	15 (+1)	14	20 (+4)	13	29 (+5)	10
Competency 3	13 (-15)	21	29 (+5)	1	29 (+15)	0	19 (+5)	14	28 (+6)	11
Competency 4	29 (-4)	5	28 (+14)	2	20 (+5)	9	24 (+17)	9	29 (+8)	10
Competency 5	9 (-11)	25	16 (-14)	14	16 (-1)	13	21 (+6)	12	24 (+3)	15
Competency 6	22 (-7)	12	15 (+14)	15	29 (+6)	0	20 (+4)	13	32 (+14)	7
Competency 7	16 (+6)	18	27 (+18)	3	23 (+10)	6	28 (+3)	5	8 (-4)	31
Competency 8	26 (-8)	8	21 (+4)	9	23 (+6)	6	24 (+9)	9	25 (0)	14
Competency 9			7 (-2)	23	21 (+2)	8	21 (+15)	12	19 (+15)	20
Competency 10			29 (+3)	1	24 (+12)	5	26 (+4)	7	30 (+26)	9
Competency 11					28 (+17)	1	20 (+7)	13	24 (+9)	15
Competency 12							25 (+1)	8		
Competency 13							29 (+11)	4		

COMPETENCYWISE PERFORMANCE - ACHIEVERS (ACH) NON ACHIEVERS (NACH)										
ENGLISH	1 Std		2 Std		3 Std		4 Std		5 Std	
	ACH	NACH	ACH	NACH	ACH	NACH	ACH	NACH	ACH	NACH
Competency 1	29 (+17)	5	27 (+5)	3	29 (+3)	0	30 (0)	3	33 (+6)	6
Competency 2	32 (-2)	2	27 (-3)	3	24 (+12)	5	21 (+2)	12	21 (+2)	18
Competency 3	30 (+24)	4	23 (-3)	7	11 (+8)	18	20 (+4)	13	29 (+8)	10
Competency 4	30 (+6)	4	21 (-8)	9	28 (+13)	1	30 (+11)	3	26 (+4)	13
Competency 5			30 (+2)	0	29 (+8)	0	33 (+5)	0	30 (+26)	9
Competency 6					29 (+5)	0	16 (+8)	17	34 (+15)	5
Competency 7					8 (0)	21				

OVERALL ACHIEVERS AND NON-ACHIEVERS OF COMPETENCIES (% OF STUDENTS)


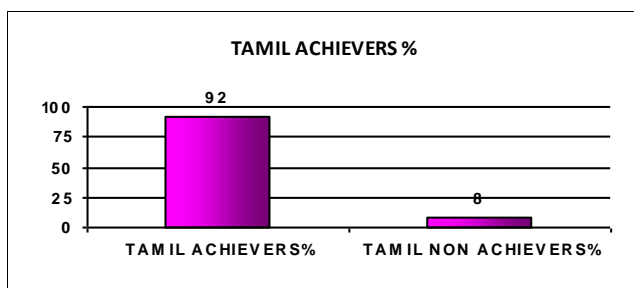


Note: Grades A,B and C are Achievers. The Values given in the brackets denote the difference between the number of Pre and Post Test Achievers. (For Example: '+2' denotes an increment of 2 students in the Post Test)

COMPETENCYWISE PERFORMANCE - ACHIEVERS (ACH) NON ACHIEVERS (NACH)										
LANGUAGE	1 Std		2 Std		3 Std		4 Std		5 Std	
	ACH	NACH	ACH	NACH	ACH	NACH	ACH	NACH	ACH	NACH
Competency 1	4 (+4)	0	7 (+1)	2	11 (+2)	0	7 (+1)	0	8 (0)	1
Competency 2	4 (+2)	0	4 (+2)	5	8 (+2)	3	4 (-1)	3	8 (0)	1
Competency 3	2 (+2)	2	9 (+4)	0	11 (+5)	0	5 (0)	2	8 (0)	1
Competency 4	4 (+2)	0	8 (+6)	1	8 (+3)	3	7 (+3)	0	8 (0)	1
Competency 5	4 (+2)	0	7 (+4)	2	11(+10)	0	7 (+2)	0	6 (-4)	3
Competency 6	4 (+3)	0	5 (+5)	4	11 (+7)	0	6 (-2)	1	9 (0)	0
Competency 7	3 (+3)	1	9 (+5)	0	11 (+2)	0	7 (-1)	0	6 (0)	3
Competency 8	4 (+2)	0	8 (+3)	1	11 (+5)	0	6 (-1)	1	8 (+2)	1
Competency 9			5 (+3)	4	7 (-1)	4	5 (+1)	2	4 (-2)	5
Competency 10			8 (+2)	1	11 (+6)	0	7 (-1)	0	8 (-1)	1
Competency 11					11(+10)	0	5 (-2)	2	4 (-5)	5
Competency 12							7 (-1)	0		
Competency 13							7 (-1)	0		

COMPETENCYWISE PERFORMANCE - ACHIEVERS (ACH) NON ACHIEVERS (NACH)										
ENGLISH	1 Std		2 Std		3 Std		4 Std		5 Std	
	ACH	NACH	ACH	NACH	ACH	NACH	ACH	NACH	ACH	NACH
Competency 1	3 (+3)	1	7 (+2)	2	9 (+8)	2	7 (0)	0	8 (0)	1
Competency 2	4 (+2)	0	9 (+3)	0	7 (+6)	4	4 (-1)	3	6 (+4)	3
Competency 3	1 (+1)	3	7 (+4)	2	2 (+2)	9	4 (-1)	3	7 (+3)	2
Competency 4	2 (+2)	2	7 (+3)	2	1 (-7)	10	6 (+6)	1	5 (+2)	4
Competency 5			8 (+3)	1	10 (+7)	1	7 (-1)	0	9 (0)	0
Competency 6					11 (+5)	0	4 (+4)	3	9 (0)	0
Competency 7					2 (+2)	9				

OVERALL ACHIEVERS AND NON-ACHIEVERS OF COMPETENCIES (% OF STUDENTS)


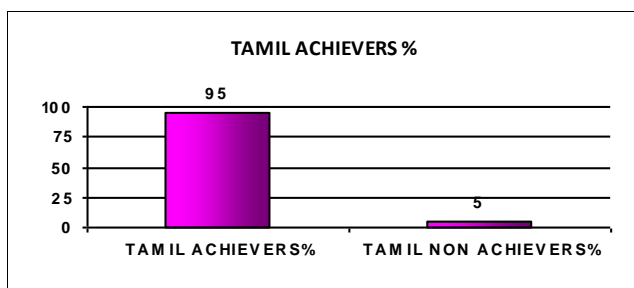


Note: Grades A,B and C are Achievers. The Values given in the brackets denote the difference between the number of Pre and Post Test Achievers. (For Example: '+2' denotes an increment of 2 students in the Post Test)

COMPETENCYWISE PERFORMANCE - ACHIEVERS (ACH) NON ACHIEVERS (NACH)										
LANGUAGE	1 Std		2 Std		3 Std		4 Std		5 Std	
	ACH	NACH	ACH	NACH	ACH	NACH	ACH	NACH	ACH	NACH
Competency 1	8 (0)	1	7 (0)	0	15 (+4)	1	12 (+4)	0	11 (0)	0
Competency 2	8 (-2)	1	6 (+4)	1	15 (+15)	1	10 (+5)	2	11 (0)	0
Competency 3	7 (+1)	2	7 (-1)	0	14 (+12)	2	7 (+4)	5	11 (+1)	0
Competency 4	8 (-2)	1	7 (+4)	0	14 (+12)	2	12 (+9)	0	11 (+1)	0
Competency 5	8 (+8)	1	7 (0)	0	13 (+12)	3	11 (+9)	1	11 (+1)	0
Competency 6	6 (+2)	3	6 (+4)	1	16 (+10)	0	9 (+4)	3	11 (+6)	0
Competency 7	8 (+3)	1	5 (+1)	2	14 (+12)	2	9 (0)	3	11 (+4)	0
Competency 8	8 (-2)	1	7 (+2)	0	15 (+13)	1	12 (+6)	0	11 (+5)	0
Competency 9			6 (+2)	1	13 (+11)	3	4 (+2)	8	8 (+3)	3
Competency 10			7 (-1)	0	15 (+13)	1	10 (+5)	2	11 (+7)	0
Competency 11					16 (+14)	0	9 (+7)	3	6 (-4)	5
Competency 12							11 (+5)	1		
Competency 13							7 (+1)	5		

COMPETENCYWISE PERFORMANCE - ACHIEVERS (ACH) NON ACHIEVERS (NACH)										
ENGLISH	1 Std		2 Std		3 Std		4 Std		5 Std	
	ACH	NACH	ACH	NACH	ACH	NACH	ACH	NACH	ACH	NACH
Competency 1	8 (+3)	1	7 (0)	0	16 (+13)	0	12 (+1)	0	11 (+1)	0
Competency 2	8 (-1)	1	1 (-1)	6	12 (+12)	4	10 (+10)	2	9 (+9)	2
Competency 3	8 (+3)	1	6 (+6)	1	14 (+14)	2	12 (+12)	0	11 (+11)	0
Competency 4	8 (+2)	1	6 (+1)	1	14 (+14)	2	12 (+9)	0	11 (+11)	0
Competency 5			6 (+3)	1	16 (+15)	0	10 (+3)	2	7 (+4)	4
Competency 6					16 (+10)	0	5 (+5)	7	11 (+4)	0
Competency 7					14 (+14)	2				

OVERALL ACHIEVERS AND NON-ACHIEVERS OF COMPETENCIES (% OF STUDENTS)



Note: Grades A,B and C are Achievers. The Values given in the brackets denote the difference between the number of Pre and Post Test Achievers. (For Example: '+2' denotes an increment of 2 students in the Post Test)

COMPETENCYWISE PERFORMANCE - ACHIEVERS (ACH) NON ACHIEVERS (NACH)										
LANGUAGE	1 Std		2 Std		3 Std		4 Std		5 Std	
	ACH	NACH	ACH	NACH	ACH	NACH	ACH	NACH	ACH	NACH
Competency 1	6 (+1)	0	10 (+5)	0	9 (+1)	0	8 (0)	3	17 (+1)	1
Competency 2	6 (+1)	0	7 (+7)	3	6 (0)	3	6 (-2)	5	16 (+1)	2
Competency 3	3 (-1)	3	10 (+6)	0	7 (0)	2	7 (-1)	4	16 (+3)	2
Competency 4	6 (+1)	0	10 (+8)	0	7 (+4)	2	9 (+1)	2	16 (+2)	2
Competency 5	6 (+3)	0	10 (+7)	0	8 (+3)	1	6 (-2)	5	17 (+5)	1
Competency 6	5 (0)	1	10 (+9)	0	9 (+1)	0	7 (+2)	4	18 (+4)	0
Competency 7	5 (0)	1	10 (+3)	0	9 (+1)	0	10 (+10)	1	15 (+5)	3
Competency 8	6 (+1)	0	9 (+2)	1	7 (+2)	2	8 (0)	3	16 (+4)	2
Competency 9			9 (+8)	1	6 (+1)	3	6 (-2)	5	18 (+11)	0
Competency 10			10 (+3)	0	9 (+4)	0	5 (-3)	6	18 (+13)	0
Competency 11					9 (+5)	0	6 (+6)	5	18 (+12)	0
Competency 12							11 (+8)	0		
Competency 13							10 (+4)	1		

COMPETENCYWISE PERFORMANCE - ACHIEVERS (ACH) NON ACHIEVERS (NACH)										
ENGLISH	1 Std		2 Std		3 Std		4 Std		5 Std	
	ACH	NACH	ACH	NACH	ACH	NACH	ACH	NACH	ACH	NACH
Competency 1	5 (+1)	1	10 (+5)	0	7 (0)	2	11 (+3)	0	18 (+1)	0
Competency 2	5 (0)	1	10 (+9)	0	3 (+1)	6	6 (-2)	5	15 (+1)	3
Competency 3	6 (+5)	0	10 (+6)	0	4 (+3)	5	5 (-3)	6	15 (-1)	3
Competency 4	5 (+1)	1	10 (+8)	0	3 (+2)	6	7 (-1)	4	18 (+2)	0
Competency 5			10 (+4)	0	9 (+7)	0	11 (+3)	0	18 (+4)	0
Competency 6					9 (+1)	0	5 (-3)	6	17 (+1)	1
Competency 7					3 (+2)	6				

OVERALL ACHIEVERS AND NON-ACHIEVERS OF COMPETENCIES (% OF STUDENTS)

